SEACOAST UTILITY AUTHORITY

OPERATING, MAINTENANCE, AND CAPITAL BUDGET

ANNUAL BUDGET FOR FISCAL YEAR 2026 - 2027

BOARD APPROVED - AUGUST 26, 2026

Prepared by: Danielá E. Russell, CPA, Chief Financial Officer

TABLE OF CONTENTS

Seacoast Utility Authority
Fiscal Year 2026-2027 Annual Budget

OVERVIEW 1-12

Message from the Executive Director 1
Indexed Rate Adjustment 1
Sources and Uses 2
FY 2026 – 2027 Revenue vs. Expenses & Historical Comparison 2

OPERATING BUDGET 3-9

FY 2026 – 2027 Revenue Summary 3
FY 2026 – 2027 Revenue Assumptions 3-4
FY 2026 – 2027 Revenue Summary – Comparison by Type 4
FY 2026 – 2027 Expense Summary – By Department 5
FY 2026 – 2027 Major Expense Assumptions/Information 5-6
FY 2026 – 2027 Personnel FTE Schedule 6
FY 2026 – 2027 Expense Comparison Summary 6-8
FY 2026 – 2027 Three-Year Planning – Revenue & Expenses 9
FY 2026 – 2027 Three-Year Planning – Operating Costs by Department 9

CAPITAL BUDGET 10-12

FY 2026 – 2027 Summary of Major Projects 10-11
FY 2026 – 2027 New Projects with a 3-Year Summary 12
FY 2026 – 2027 Renewal Projects with a 3-Year Summary 12

REVENUE 13-17

WATER SERVICE 13-14

Water Base Facility – Single Family, Non-Residential, Multi-Family 13
Private Fire Protection 14
Point of Service 14
Commodity Charges – Single Family, Non-Residential, Multi-Family 14

SEWER SERVICE 15-16

Sewer Base Facility – Single Family, Non-Residential, Multi-Family 15
Point of Service 15
Commodity Charges – Single Family, Multi-Family, Non-Residential, Effluent 16

INTEREST INCOME 16

REVENUE & OTHER SOURCES 17

DEPARTMENT BUDGETS 18-75

Engineering 18-23
Finance 24-27
Information Technology 28-31
Customer Service 32-35
Water Treatment 36-43
Water Distribution 44-48
Wastewater Treatment 49-54
Wastewater Collection 55-60
Construction/Maintenance 61-64
Utility Service 65-69
General & Administrative 70-75

SOURCES AND USES SUMMARY

The summary below provides a snapshot of total revenue and expense categories, comparing a fully completed prior fiscal year, the current fiscal year, and the proposed FY 2026-2027 Budget. Year-over-year variations may arise from one-time fiscal factors. Looking ahead, the FY 2026-2027 Budget accounts for rising costs of essential commodities, increased bulk service expenses, and the Authority's ongoing capital improvement efforts. Staff estimates that approximately $19.3 million will be needed from Authority Reserves to support the FY 2026-2027 Budget. Additional charts and narratives that follow offer further context and detail.

	Actual FY 2024-2025	Revised Budget FY 2025-2026	Estimated FY 2025-2026	Budget FY 2026-2027
SOURCES OF FUNDS				
Operating Revenue	$72,520,823	$73,268,011	$74,789,488	$77,873,648
Bulk Water & Sewer	$6,076,776	$6,094,538	$6,742,056	$7,650,388
Other Revenue	$2,091,584	$2,142,733	$2,094,811	$2,143,927
Interest Income	$3,396,533	$1,920,000	$4,221,761	$3,045,000
Other Sources	$4,027,705	$374,738	$22,138,914	$992,819
Subtotal	$88,113,421	$83,800,020	$109,987,028	$91,705,781
Surplus Account	(21,488,311)	$94,457,254	$50,784,540	$19,337,708
TOTAL	**$66,625,110**	**$178,257,274**	**$160,771,568**	**$111,043,489**
USES OF FUNDS				
Operating Expenses	$42,363,728	$51,538,040	$46,236,786	$53,015,989
Debt Service on Bonds	$0	$0	$0	$0
Capital Expenditures:				
For New Assets	$1,301,734	$9,024,427	$8,641,211	$8,900,000
For Replacement Assets	$22,959,648	$117,694,807	$105,893,571	$49,127,500
For Expansion Assets	$0	$0	$0	$0
TOTAL	**$66,625,110**	**$178,257,274**	**$160,771,568**	**$111,043,489**

REVENUE VS. EXPENSES & HISTORICAL COMPARISON

Revenue

	Actual FY2024-2025	Revised Budget FY2025-2026	Estimate FY2025-2026	Budget FY2026-2027
Water Service	$55,804,065	$55,985,163	$57,503,520	$60,955,731
Sewer Service	$22,793,535	$23,377,386	$24,028,022	$24,568,304
Other Revenue	$2,091,584	$2,142,733	$2,094,811	$2,143,927
Interest Income	$3,396,533	$1,920,000	$4,221,761	$3,045,000
Other Sources	$4,027,705	$374,738	$22,138,914	$992,819
TOTAL	**$88,113,421**	**$83,800,020**	**$109,987,028**	**$91,705,781**

Expense

	Actual FY2024-2025	Revised Budget FY2025-2026	Estimated FY2025-2026	Budget FY2026-2027
Personal Services	$18,154,008	$20,086,627	$19,417,845	$21,563,472
Operations and Maintenance	$24,209,721	$31,451,413	$26,818,941	$31,452,517
TOTAL	**$42,363,728**	**$51,538,040**	**$46,236,786**	**$53,015,989**

OPERATING BUDGET

REVENUE SUMMARY

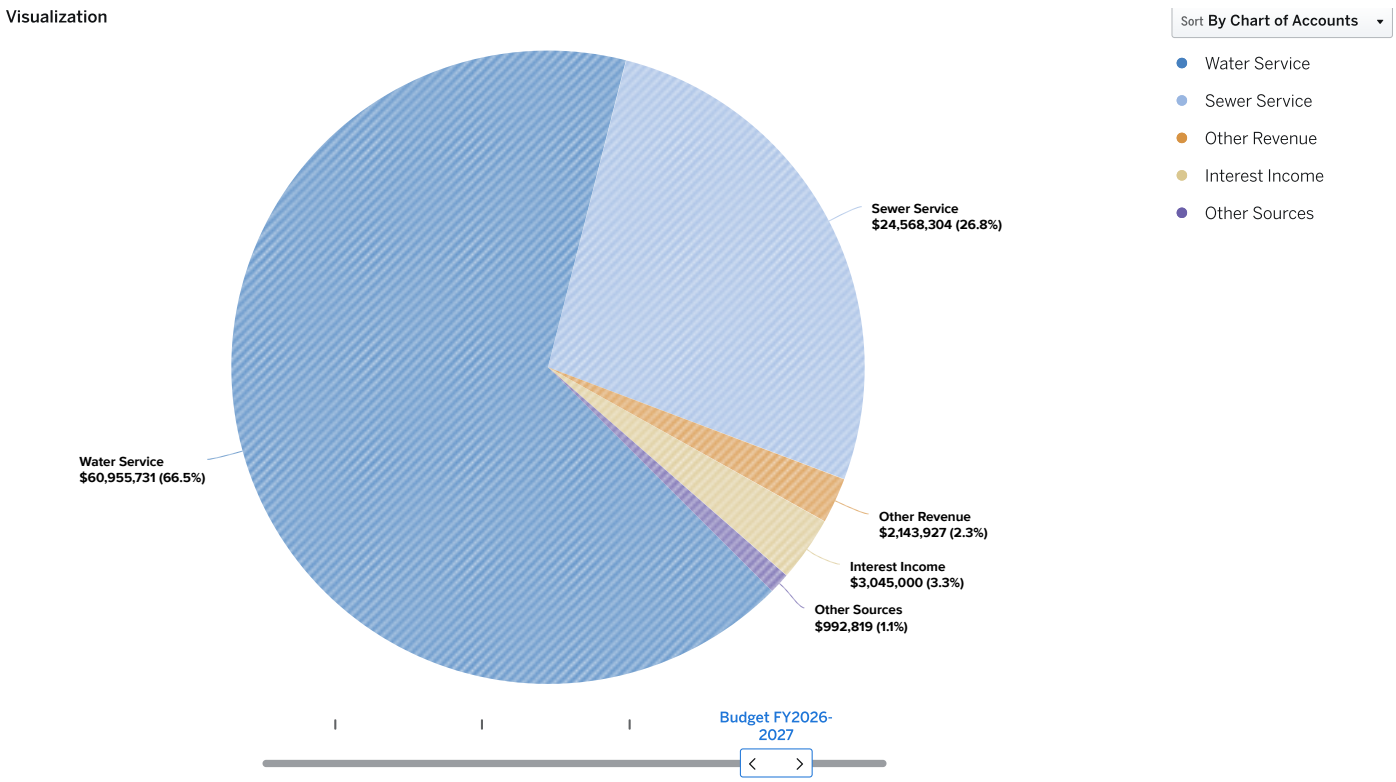

REVENUE ASSUMPTIONS

Under the Authority's "cost of service" rate system, most revenue is derived from the fixed monthly base facility charges. This dampens the monthly revenue peaks and valleys associated with weather variations that affect water consumption.

<u>Below are assumptions used to project the FY 2026-2027 Revenue.</u>

- Rates are based upon the Authority's October 1, 2025, rates with an indexed increase of 5.1%.
- 225 new meters are estimated for our Western service area, which is served by interconnection with Palm Beach County Water Utilities (Bulk Water/Sewer).
- Water consumption from May 1, 2025, to April 30, 2026, was used to estimate the proposed sold gallons.
- Capacity reserved by future customers is expected to remain the same as FY 2025-2026.
- Reclaimed Water usage and contracts are expected to remain the same as FY 2025-2026.
- Private System Maintenance Fees include privately owned and specialized water and sewer services for HOA's and businesses.
- Land Development/Administrative Fees are expected to approximate FY 2025-2026.
- Miscellaneous charges for late fees, shut-off notices, billable repairs, etc., are expected to remain at FY 2025-2026 levels.

- Non-Operating Revenue:
  - Together with the current capital outlay commitments, the proposed FY 2026-2027 Capital Improvement Program will further reduce cash reserves by $19.3 million and thus reduce year-over-year interest income.
  - Miscellaneous lease payments are by the terms of the two cellular phone providers' lease agreements.
- Other Sources of Revenue:
  - Connection charges are based upon future projects expected to occur in FY 2026-2027.

REVENUE SUMMARY - COMPARISON BY TYPE

	Actual FY2024-2025	Revised Budget FY2025-2026	Estimate FY2025-2026	Budget FY2026-2027
Water Service				
Water Service - Single-Family	$33,964,347	$34,620,846	$34,883,931	$37,546,628
Water Service - Multi-Family	$7,101,800	$7,760,881	$7,608,759	$7,802,074
Water Service - Non-Residential	$10,204,217	$9,211,657	$10,055,525	$10,173,957
Water Service - Bulk Service	$4,275,197	$4,166,331	$4,690,624	$5,195,694
Water - Other	$258,504	$225,448	$264,681	$237,378
WATER SERVICE TOTAL	**$55,804,065**	**$55,985,163**	**$57,503,520**	**$60,955,731**
Sewer Service				
Sewer Service - Single-Family	$10,827,002	$11,312,863	$11,355,625	$11,393,197
Sewer Service - Multi-Family	$3,642,969	$3,802,191	$3,847,432	$3,875,397
Sewer Service - Non-Residential	$3,948,566	$3,935,429	$4,173,138	$4,384,307
Sewer Service - Reclaimed/Effluent	$2,573,419	$2,398,696	$2,600,393	$2,460,709
Sewer Service - Bulk Service	$1,801,579	$1,928,207	$2,051,433	$2,454,694
SEWER SERVICE TOTAL	**$22,793,535**	**$23,377,386**	**$24,028,022**	**$24,568,304**
Other Revenue				
Engineering Revenue	$233,462	$175,000	$134,959	$175,000
Miscellaneous Fees and Charges	$573,128	$628,312	$645,373	$581,499
Other Charges	$72,454	$73,007	$72,042	$73,050
Lease Revenue	$135,174	$173,968	$173,968	$179,270
Capacity Reservation Charges	$1,077,366	$1,092,446	$1,068,469	$1,135,108
OTHER REVENUE TOTAL	**$2,091,584**	**$2,142,733**	**$2,094,811**	**$2,143,927**
Interest Income				
Interest Income - Unrestricted	$3,396,533	$1,920,000	$4,221,761	$3,045,000
INTEREST INCOME TOTAL	**$3,396,533**	**$1,920,000**	**$4,221,761**	**$3,045,000**
Other Sources				
Connection Charges	$3,737,687	$374,738	$4,043,306	$992,819
Grants/Donations/Settlements	$290,018	$0	$18,095,608	$0
OTHER SOURCES TOTAL	**$4,027,705**	**$374,738**	**$22,138,914**	**$992,819**
TOTAL	**$88,113,421**	**$83,800,020**	**$109,987,028**	**$91,705,781**

EXPENSE SUMMARY - BY DEPARTMENT

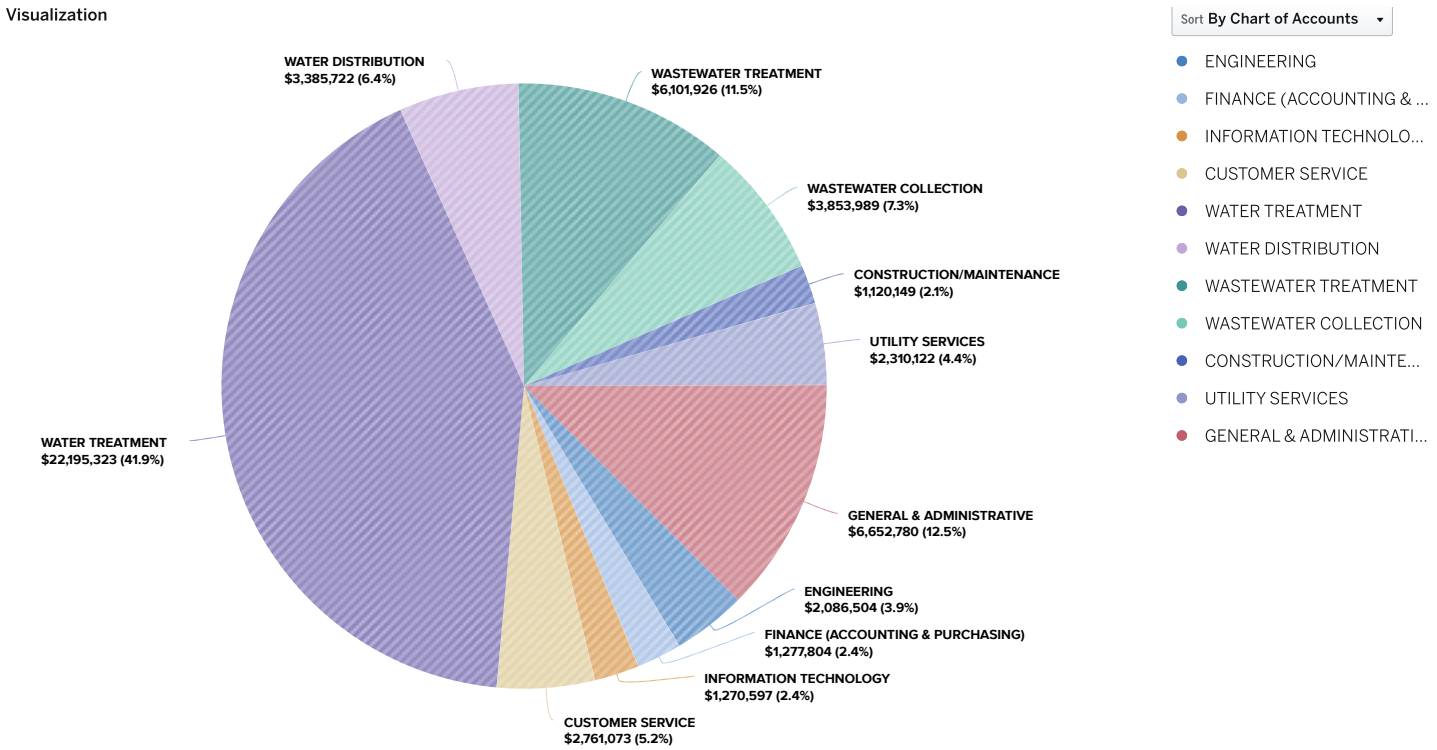

MAJOR EXPENSE ASSUMPTIONS/INFORMATION

- Electricity – based upon historical operating data, considering increases for usage and an expected rate increase from Florida Power & Light; estimated total of 6%.
- Treatment Chemicals – based upon estimated treatment demands while applying existing and expected increases due to historical inflation and supply disturbances. Chemical costs continue to rise.
- Bulk Water Purchase – increase anticipated as the Authority expects to add 225 new western service area residential customers and more non-residential development. These new customers receive water and sewer service via the Authority's bulk water and sewer purchase from Palm Beach County.
- General Inflation – A general inflation rate of 5% has been applied where cost increases are unknown.
- Personal Services Budget – The following is a description of certain Authority compensation adjustment programs:
  - Merit Adjustment/Proposed Merit Increases - Each Authority employee is evaluated annually on the employee's employment anniversary date. Some employees are at the top of their paygrade and will receive their merit increase via a lump sum. Proposed Merit raises are unchanged from FY 2025-2026 and are as follows: 0% - Satisfactory, 2% - Above Satisfactory, 3% - Excellent.
  - Longevity Pay – provides employees a lump sum payment of 0.1% of base pay for each continuous year of employment.
  - Cost of Living Adjustment (COLA) – 3% is budgeted for all employees, effective October 1, 2026.
  - Paid Time Off (PTO) Leave Conversion-to-Pay Program – Depending on specific criteria, the Authority requires employees to convert accrued PTO leave to pay each year.
  - Pension and 457 Deferred Compensation Pension Plans – will continue to be contributed at 8.0% of each eligible employee's wages to the Money Purchase Pension (MPP, defined contribution) and matching of up to 2% (into the MPP) based upon the employee's contribution made into the 457 Deferred Compensation Plan.
  - Health & Dental Insurance – is based on existing programs with an expected 15% employer increase.

- Disaster/Benefit Pay Contingency – will continue to be budgeted to administer costs related to hurricane pay, emergency closures and other unknown costs.
- Staffing – The Authority's Maintenance/Construction team will be reorganized into a new department to provide better in-house support of maintenance and construction activities. One new fulltime equivalent (FTE) to this newly formed department, plus one FTE to cover the Engineering's Department increasing inspection load, have been incorporated into the FY 2026-2027 Operating Budget.

PERSONNEL - FTE SCHEDULE

Department	FY2026	FY2027
FTE		
Construction/Maintenance	0	6
Customer Service	15	15
Engineering	12	13
Finance	7	7
General and Administrative	13	13
Information Technology	5	5
Utility Services	8	8
Wastewater Collection	17	13
Wastewater Treatment	17	17
Water Distribution	18	17
Water Treatment	21	21
FTE	**133**	**135**

EXPENSE COMPARISON SUMMARY

By Department

	Actual FY2024-2025	Revised Budget FY2025-2026	Estimated FY2025-2026	Budget FY2026-2027
ENGINEERING	$1,947,891	$1,778,752	$1,747,342	$2,086,504
FINANCE (ACCOUNTING & PURCHASING)	$1,079,095	$1,189,104	$1,172,224	$1,277,804
INFORMATION TECHNOLOGY	$784,601	$1,194,494	$1,062,843	$1,270,597
CUSTOMER SERVICE	$2,328,285	$2,687,754	$2,519,260	$2,761,073
WATER TREATMENT	$17,349,878	$22,044,715	$19,098,198	$22,195,323
WATER DISTRIBUTION	$2,880,472	$3,576,463	$3,310,062	$3,385,722
WASTEWATER TREATMENT	$6,251,510	$6,170,099	$5,545,260	$6,101,926
WASTEWATER COLLECTION	$3,355,669	$4,193,361	$3,596,397	$3,853,989
CONSTRUCTION/MAINTENANCE	$0	$0	$0	$1,120,149
UTILITY SERVICES	$1,715,544	$2,002,827	$1,876,130	$2,310,122
GENERAL & ADMINISTRATIVE	$4,670,783	$6,700,471	$6,309,069	$6,652,780
TOTAL	**$42,363,728**	**$51,538,040**	**$46,236,786**	**$53,015,989**

By Category

	Actual FY2024-2025	Revised Budget FY2025-2026	Estimated FY2025-2026	Budget FY2026-2027
Personal Services	$18,154,008	$20,086,627	$19,417,845	$21,563,472
Operations and Maintenance	$24,209,721	$31,451,413	$26,818,941	$31,452,517
TOTAL	**$42,363,728**	**$51,538,040**	**$46,236,786**	**$53,015,989**

By Account - Personal Services

	Actual FY2024-2025	Revised Budget FY2025-2026	Estimated FY2025-2026	Budget FY2026-2027
Salaries and Wages Pay	$9,488,059	$9,665,173	$9,499,545	$10,152,244
Park of Commerce Pay	$70,369	$55,203	$49,416	$56,900
Longevity Pay	$170,032	$195,936	$195,936	$212,709
Holiday Pay	$501,924	$540,979	$537,011	$571,433
Sick Leave Pay	$18,779	$68,877	$54,493	$63,695
Paid Time Off (PTO)	$1,003,291	$1,314,184	$1,131,427	$1,430,373
Compensated Absences	$41,548	$50,000	$50,000	$50,000
Disaster/Benefit Pay Contingency	$0	$625,000	$625,000	$625,000
Disaster Pay	$94,336	$0	$0	$0
Overtime & Miscellaneous Leave Pay	$850,275	$1,044,163	$1,010,005	$1,142,954
Overtime - Private System Maintenance	$5,327	$5,897	$5,835	$6,200
Safety Program Pay	$3,869	$9,576	$7,824	$9,648
Paid Time Off (PTO) Sold Pay	$309,516	$317,949	$267,576	$285,648
Social Security - SUA Expense	$926,785	$986,381	$961,183	$1,045,393
General Pension Expense	$1,246,548	$1,320,995	$1,275,907	$1,393,181
Health Insurance Expense	$2,744,966	$3,177,550	$3,072,172	$3,749,065
Life Insurance Expense	$19,243	$20,000	$19,688	$20,000
Dental Insurance	$147,795	$166,207	$164,178	$197,779
Disability Insurance	$58,070	$62,425	$59,926	$62,425
Other Employee Benefits	$331,775	$322,670	$291,261	$322,670
Unemployment Expense	$0	$6,000	$6,000	$6,000
Workers Compensation Insurance Expense	$121,503	$131,462	$133,462	$160,155
TOTAL	**$18,154,008**	**$20,086,627**	**$19,417,845**	**$21,563,472**

Remainder of the page is intentionally blank.

By Account - Operating and Maintenance

	Actual FY2024-2025	Revised Budget FY2025-2026	Estimated FY2025-2026	Budget FY2026-2027
Banking Fees	$21,797	$22,000	$22,000	$24,000
Contingency	$0	$188,500	$225,000	$225,000
Engineering Service	$91,039	$206,707	$143,110	$150,000
Professional Services	$19,454	$39,200	$31,188	$37,000
Laboratory Services - Outside	$92,889	$119,500	$108,500	$128,000
Temporary Labor Services	$29,309	$17,100	$7,500	$16,000
Accounting & Auditing Expense	$41,000	$43,000	$43,500	$44,500
Financial Consultants	$0	$5,000	$5,000	$5,700
Legal Services	$50,515	$85,000	$67,343	$85,000
Other Contractual Services	$1,211,004	$2,105,756	$1,674,290	$1,907,835
Bulk Service Purchase	$4,986,387	$5,610,000	$5,364,971	$5,933,000
Education & Training	$102,307	$189,135	$105,156	$214,710
Telephone	$103,106	$145,471	$120,000	$129,000
Telemetry	$216,716	$250,400	$235,211	$255,800
Postage	$185,497	$219,190	$214,690	$219,190
Electricity	$3,329,730	$3,875,075	$3,625,693	$4,049,978
Residual Removal	$117,885	$180,500	$180,106	$205,000
Equipment Rental	$54,474	$163,444	$83,380	$101,000
Liability Insurance	$295,662	$166,150	$166,150	$148,400
Property Insurance	$853,500	$940,000	$940,000	$850,000
Safety Expenses	$99,702	$148,999	$121,244	$135,450
Materials & Supplies	$1,253,512	$2,071,635	$1,229,991	$1,635,800
Park of Commerce Expenses	$6,601	$5,200	$3,500	$4,000
Materials & Supplies-Vehicles	$148,524	$184,180	$182,980	$204,000
Maintenance & Repairs	$4,687,843	$6,896,271	$5,486,518	$7,745,010
Bad Debt Expense	$20,145	$40,000	$40,000	$40,000
Office/Drafting Supplies	$21,380	$38,310	$29,310	$31,600
Fuel, Diesel, Oil	$260,198	$351,100	$265,000	$315,000
Consumable Equipment/Tools	$129,771	$185,304	$140,345	$234,275
Trash Removal	$53,328	$82,500	$82,500	$90,300
Lab Chemicals	$46,447	$55,113	$42,613	$50,000
Chemical Supplies	$281,135	$281,200	$210,000	$215,000
Polymer	$370,704	$500,000	$381,426	$415,000
Chlorine	$788,495	$1,175,000	$816,973	$866,500
Ammonia	$114,513	$134,400	$108,005	$117,600
Hypochlorite	$406,419	$428,000	$412,187	$428,000
Sulfuric Acid	$1,726,387	$1,878,000	$1,702,084	$1,785,300
Polyphosphate	$379,941	$431,000	$313,070	$431,000
Carbon Dioxide	$106,961	$126,000	$126,000	$129,000
Sodium Hydroxide	$1,011,998	$1,109,000	$1,057,391	$1,086,000
Anti-Scalant	$253,927	$303,000	$269,859	$273,100
Uniforms	$63,822	$72,240	$70,625	$74,340
Professional Memberships	$16,838	$21,129	$20,559	$21,149
Subscriptions/Technical Publications	$21,294	$23,545	$22,513	$26,995
Licenses & Certifications	$89,952	$85,160	$73,560	$104,985
Advertising Expense	$4,228	$13,600	$7,500	$13,600
Authority Board Fees	$18,900	$19,200	$19,200	$19,200
Miscellaneous Travel	$1,026	$1,200	$1,200	$1,200
Reserve Self Insurance	$0	$200,000	$200,000	$200,000
Interest - Customer Deposits	$23,460	$20,000	$20,000	$30,000
TOTAL	**$24,209,721**	**$31,451,413**	**$26,818,941**	**$31,452,517**

ANNUAL BUDGET WITH THREE - YEAR PLANNING - REVENUE & EXPENSES

Revenue

	Budget FY2026-2027	Budget FY2027-2028	Budget FY2028-2029	Budget FY2029-2030
Water Service	$60,955,731	$63,414,761	$65,973,033	$68,635,313
Sewer Service	$24,568,304	$25,561,853	$26,598,486	$27,677,784
Other Revenue	$2,143,927	$2,222,514	$2,211,126	$2,297,849
Interest Income	$3,045,000	$1,295,000	$1,045,000	$795,000
Other Sources	$992,819	$515,410	$515,410	$515,410
TOTAL	**$91,705,781**	**$93,009,538**	**$96,343,055**	**$99,921,356**

By Category

	Budget FY2026-2027	Budget FY2027-2028	Budget FY2028-2029	Budget FY2029-2030
Personal Services	$21,563,472	$22,783,062	$23,935,203	$25,144,425
Operations and Maintenance	$31,452,517	$31,982,028	$32,228,260	$32,613,754
TOTAL	**$53,015,989**	**$54,765,090**	**$56,163,463**	**$57,758,179**

Expenses - By Department

	Budget FY2026-2027	Budget FY2027-2028	Budget FY2028-2029	Budget FY2029-2030
ENGINEERING	$2,086,504	$2,201,811	$2,310,472	$2,426,882
FINANCE (ACCOUNTING & PURCHASING)	$1,277,804	$1,495,207	$1,550,161	$1,628,423
INFORMATION TECHNOLOGY	$1,270,597	$1,306,541	$1,367,557	$1,448,282
CUSTOMER SERVICE	$2,761,073	$2,913,627	$3,053,680	$3,206,153
WATER TREATMENT	$22,195,323	$22,700,493	$22,929,202	$23,011,470
WATER DISTRIBUTION	$3,385,722	$3,549,373	$3,704,391	$3,863,632
WASTEWATER TREATMENT	$6,101,926	$6,317,648	$6,555,582	$6,822,125
WASTEWATER COLLECTION	$3,853,989	$3,978,027	$4,057,479	$4,192,012
CONSTRUCTION/MAINTENANCE	$1,120,149	$1,170,620	$1,229,887	$1,278,553
UTILITY SERVICES	$2,310,122	$2,181,212	$2,275,096	$2,375,945
GENERAL & ADMINISTRATIVE	$6,652,780	$6,950,531	$7,129,956	$7,504,702
TOTAL	**$53,015,989**	**$54,765,090**	**$56,163,463**	**$57,758,179**

CAPITAL BUDGET

SUMMARY OF MAJOR PROJECTS

The proposed Capital Budget allocates approximately $58 million for FY 2026-2027 capital projects and purchases. The Authority's Engineering Department has developed a 5-year, $292 million capital improvement program that prioritizes infrastructure replacement in areas served by aging, fragile, or obsolete materials. The proposed FY 2026-2027 Capital Budget includes several component projects funded by a combination of current revenues and reserves. The following narrative highlights the major capital budget components, and the tables that follow provide additional departmental detail.

ENGINEERING

Military Trail/PGA Boulevard Water Main

This $1.75 million project replaces approximately 950 linear feet ("LF") of 12-inch cast iron water main that crosses the intersection of PGA Boulevard and Military Trail and continues east of Military Trail within the SUA easement. The segment crossing PGA Boulevard failed in 2006, and the segment crossing Military Trail failed in 1992, so both have been prioritized for replacement to avoid future failures at this critical intersection.

Central Boulevard 24-inch Force Main Addition

This $6.5 million project adds a 24-inch sanitary sewage force main northward from PGA Boulevard along Central Boulevard to provide an alternate pipeline route to the primary 30-inch transmission force main carrying flow to the PGA WWTP.

Lake Park Neighborhood Improvements – 8E

This $3.5 million project replaces approximately 16,480 LF of 60-70 year old 4-inch, 6-inch, and 8-inch cement composite water main and provides sanitary sewer cleanouts for properties where none exist. Area 8E lies south of Northlake Boulevard, from Jasmine Drive and Flagler Boulevard east to Crescent Drive and Palmetto Road.

North Palm Beach Neighborhood Improvements – 2D/2E

The NPB 2D-2E neighborhoods are bounded by Lighthouse Drive to the north, Prosperity Farms Road to the west, the Earman River to the south, and Anchorage Drive to the east. This $3.5 million project replaces approximately 8,100 LF of cement composite water main and 1,300 LF of 8-inch vitrified clay gravity sewer installed in the late 1950s.

Lift Station 36 Force Main Replacement

The eastern portion of the SUA service area on the barrier island is served by a 16-inch ductile iron pipe ("DIP") sanitary sewer force main installed in the late 1970s that crosses the Intracoastal Waterway and extends west to the PGA WWTP. Complementing two earlier projects designed to prepare for redevelopment, this $2.5 million project replaces the existing 16-inch force main segment west from the Prosperity Farms Road area to connect to the recently installed pipeline at RCA Boulevard.

WATER TREATMENT

Well BR-22 Improvements

Well BR-22 is located along the west side of the C-17 Canal near Costco. Its production has declined, and this $1.4 million project replaces the existing surficial aquifer well along with its submersible pump, riser pipe, wellhead, valving, appurtenances, and electrical work.

Nanofiltration Membrane Replacement

Placed in service in May 2014, the existing nanofiltration membranes, which treat less brackish, surficial aquifer water, are original to the plant. While the staff has meticulously cleaned and maintained them, thus extending their productivity well past their projected 10-year life, their performance has begun to deteriorate. The estimated and budgeted replacement cost is $3.3 million.

WATER DISTRIBUTION

Old Marsh Valve Replacements

Attributable to their age, composition, location, and dramatic water quality changes experienced when Seacoast converted to membrane treatment many years ago. A number of valves and fire hydrants within Old Marsh do not properly seat (close). This $1.25 million replacement project will allow operations staff to service the Old Marsh water system with minimal disruption to those customers.

WASTEWATER TREATMENT

Anoxic Basin Improvements

When operating properly and efficiently, the Authority's Wastewater Treatment Plant (PGA WWTP) anoxic basin reduces both the demand for applied power and the concentration of nitrogen, a potentially regulated effluent nutrient. Over time, grit and debris accumulate in this basin, reducing the tank's critical volume and fouling the mixing equipment. The proposed $3.5 million project improves access for cleaning and replaces failing mixers.

Sludge Recycle Pump Station Replacement

This project replaces the existing Sludge Recycle Pump Station, which has reached the end of its useful life. The station recirculates aerobically digested sludge among the five existing aerobic digesters at the PGA WWTP, thereby supporting an older sludge age that improves dewaterability. The estimated construction cost is $1.5 million.

WASTEWATER COLLECTION

Lift Station 2 Structural and Standby Power Improvements

This project covers several improvements at Lift Station 2, located near PGA Boulevard and Interstate 95. The work includes replacing the aging standby generator, adding a manual transfer switch to allow use of a portable generator if the standby generator has operational issues, rehabilitating the wetwell, and replacing the discharge piping, including the piping within the wetwell. The estimated construction cost is $1.75 million.

Lift Station 54 Force Main Replacement, Phase 2 – Prosperity to Alternate A1A

Located in Anchorage Park, Lift Station 54 is a master station that collects and pumps sewage from Lake Park and North Palm Beach to the PGA WWTP. On two recent occasions, the force main into which the station discharges has failed, resulting in public inconvenience, environmental issues, and regulatory action. The proposed Capital Budget allocates $1 million for project design to replace the existing force main from Prosperity Farms Road, along the Earman River, to Alternate A1A. Full construction is expected to be completed in fiscal FY2027-2028.

Gravity Sewer Lining Program

Since its inception, the Authority has funded extensive *in situ* rehabilitation of gravity sewer pipelines. This work installs a resin liner in the existing pipe to seal leaks, provide a consistently smooth flow surface, and restore the pipe's structural integrity. The proposed budget allocates $900,000 for gravity sewer lining, $420,000 for cleanout installation, and $350,000 for sewer lateral lining.

New Projects with a 3 Year Summary

Department Description	FY26-27 Budget	FY27-28 Budget	FY28-29 Budget	FY29-30 Budget
ENGINEERING	$8,050,000	$550,000	$550,000	$550,000
WASTEWATER COLLECTION	$520,000	$420,000	$420,000	$420,000
WATER TREATMENT	$250,000	$70,000	$4,000,000	$0
INFORMATION TECHNOLOGY	$60,000	$0	$0	$0
WATER DISTRIBUTION	$20,000	$30,000	$20,000	$30,000
WASTEWATER TREATMENT	$0	$2,750,000	$6,000,000	$0
	$8,900,000	**$3,820,000**	**$10,990,000**	**$1,000,000**

Renewal Projects with a 3-Year Summary

Department Description	FY26-27 Budget	FY27-28 Budget	FY28-29 Budget	FY29-30 Budget
CUSTOMER SERVICE	$135,000	$5,000	$155,000	$5,000
ENGINEERING	$16,085,000	$14,435,000	$20,205,000	$27,735,000
GENERAL & ADMINISTRATIVE	$20,000	$20,000	$20,000	$20,000
INFORMATION TECHNOLOGY	$330,000	$120,000	$100,000	$100,000
UTILITY SERVICES	$1,015,000	$700,000	$700,000	$700,000
WASTEWATER COLLECTION	$11,305,000	$14,035,000	$3,540,000	$4,440,000
WASTEWATER TREATMENT	$8,530,000	$2,735,000	$10,335,000	$995,000
WATER DISTRIBUTION	$3,150,000	$2,350,000	$2,350,000	$2,350,000
WATER TREATMENT	$8,557,500	$13,182,500	$4,782,500	$9,962,500
	$49,127,500	**$47,582,500**	**$42,187,500**	**$46,307,500**

Remainder of the page is intentionally blank.

WATER SERVICE

The Authority's Water Service charges include Base Facility, Private Fire Protection, Point of Service, and Commodity Charges. This report details each of those charges and the assumptions used.

WATER BASE FACILITY

Base Facility Charges are fixed monthly charges designed to recover the Authority's fixed and non-variable costs. Base Facility Charges vary by installed meter size and customer type. Below are the current and budgeted base facility charges for all customer types - Single Family, Multi-Family, Non-Residential - and meter sizes.

Category	Meter Size or Unit	Base Monthly Charge Before Rate Increase	Rate Increase	Monthly Charge After Rate Increase	Meters	Units	Budgeted Revenue
Single Family	5/8"	33.81	1.72	35.53	31255		$13,325,882
Single Family	1"	84.54	4.31	88.85	1862		$1,985,264
Single Family	1 1/2"	169.09	8.62	177.71	453		$966,031
Single Family	2"	270.55	13.8	284.35	26		$88,717
Non-Residential	5/8"	31.1	1.59	32.69	1178		$462,105
Non-Residential	1"	77.78	3.97	81.75	646		$633,726
Non-Residential	1 1/2"	155.52	7.93	163.45	298		$584,497
Non-Residential	2"	248.86	12.69	261.55	320		$1,004,352
Non-Residential	3"	497.68	25.38	523.06	52		$326,389
Non-Residential	4"	777.65	39.66	817.31	18		$176,538
Non-Residential	6"	1555.29	79.32	1634.61	8		$156,923
Multi-Family	Stacked - Per Dwelling Unit	14.07	0.72	14.79	2387	18718	$3,322,071
Multi-Family	Mixed - Per Dwelling Unit	14.07	0.72	14.79	194	632	$112,167
							$23,144,662

PRIVATE FIRE PROTECTION

Private Fire Protection Service is a fixed charge, regardless of meter size, for residential and non-residential separate fire sprinkler services. Below are the current and budgeted Private Fire Protection line charges.

Category	Meter Size or Unit	Base Monthly Charge Before Rate Increase	Rate Increase	Monthly Charge After Rate Increase	Meters	Budgeted Revenue
Fireline	All Fireline	33.81	1.72	35.53	551	$234,924
						$234,924

POINT OF SERVICE

Regardless of meter size, each account is billed a Point of Services charge which represents the Authority's billing, payment and customer service costs. Below are the current and budgeted Point of Service Charges by customer type.

Category	Meter Size or Unit	Base Monthly Charge Before Rate Increase	Rate Increase	Monthly Charge After Rate Increase	Meters	Budgeted Revenue
Point of Service	Single Family	2.74	0.14	2.88	31529	$1,089,642
Point of Service	Non-Residential	2.74	0.14	2.88	2520	$87,091
Point of Service	Mult-Family	2.74	0.14	2.88	2581	$89,199
Fireline Point of Service	Fire Line Point of Service	2.74	0.14	2.88	71	$2,454
						$1,268,386

COMMODITY CHARGES

Commodity charges are billed per 1,000 gallons used and vary based on customer type. Below are the current and budgeted commodity charges and tiers for all customer types.

Category	Step Rate per thousands of gallons	Base Rate before increase	Rate Increase	Rate for Budget	Gallons in Thousands	Budgeted Revenue
Single Family	0-6	3.11	0.16	3.27	1673769	$5,473,225
Single Family	>6-30	5.39	0.27	5.66	1717925	$9,723,456
Single Family	>30	6.53	0.33	6.86	713471	$4,894,411
Non-Residential	0-6	2.49	0.13	2.62	118757	$311,143
Non-Residential	>6	5.19	0.26	5.45	1180035	$6,431,191
Multi-Family	0-4	4.42	0.23	4.65	666443	$3,098,960
Multi-Family	>4-20	6.01	0.31	6.32	182687	$1,154,582
Multi-Family	>20	6.82	0.35	7.17	3500	$25,095
Single Family	All Gallons (Max 10)	1.04	0.05	1.09	1971467	$2,148,899
Multi-Family	All Gallons (Max 6)	1.04	0.05	1.09	700371	$763,404
Non-Residential	All Gallons	0.94	0.05	0.99	871995	$863,275
						$34,887,641

SEWER SERVICE

The Authority's sewer service charges include Base Facility, Point of Service, and Commodity Charges. This report details each of those charges and the assumptions used.

SEWER BASE FACILITY

Base Facility Charges are fixed monthly charges designed to recover the Authority's fixed and non-variable costs. Base Facility Charges vary on the installed meter size and customer type. Below are the current and budgeted base facility charges for all customer types - Single Family, Multi-Family, Non-Residential - and meter sizes.

Category	Meter Size or Unit	Base Monthly Charge Before Rate Increase	Rate Increase	Monthly Charge After Rate Increase	Meters	Units	Budgeted Revenue
Single Family	All Meter Sizes	23.14	1.18	24.32	28655		$8,362,675
Non-Residential	5/8"	42.77	2.18	44.95	866		$467,120
Non-Residential	1"	106.92	5.45	112.37	444		$598,707
Non-Residential	1 1/2"	213.83	10.91	224.74	198		$533,982
Non-Residential	2"	342.14	17.45	359.59	252		$1,087,400
Non-Residential	3"	684.26	34.9	719.16	51		$440,126
Non-Residential	4"	1069.16	54.53	1123.69	17		$229,233
Non-Residential	6"	2138.29	109.05	2247.34	4		$107,872
Multi-Family	Stacked - Per Dwelling Unit	12.56	0.64	13.2	2403	18518	$2,933,251
Multi-Family	Mixed - Per Dwelling Unit	12.56	0.64	13.2	154	630	$99,792
							$14,860,158

POINT OF SERVICE

Regardless of meter size, each account is billed a Point of Services charge which represents the Authority's billing, payment and customer service costs. Below are the current and budgeted Point of Service Charges by customer type.

Category	Meter Size or Unit	Base Monthly Charge Before Rate Increase	Rate Increase	Monthly Charge After Rate Increase	Meters	Budgeted Revenue
Point of Service	Single Family	2.45	0.12	2.57	28587	$881,623
Point of Service	Non-Residential	2.45	0.12	2.57	1835	$56,591
Point of Service	Multi-Family	2.45	0.12	2.57	2560	$78,950
						$1,017,164

COMMODITY CHARGES

Commodity charges are billed per 1,000 gallons of metered water and vary based on customer type. Sewer commodity charges are capped at 10,000 gallons per month of water used for single-family residential customers, 6,000 gallons for multi-family residential customers, and no cap for non-residential/business customers. Below are the current and budgeted commodity charges and tiers for all customer types.

Category	Step Rate per thousands of gallons	Base Rate before increase	Rate Increase	Rate for Budget	Gallons in Thousands	Budgeted Revenue
Single Family	All Gallons (Max 10)	1.04	0.05	1.09	1971467	$2,148,899
Multi-Family	All Gallons (Max 6)	1.04	0.05	1.09	700371	$763,404
Non-Residential	All Gallons	0.94	0.05	0.99	871995	$863,275
Reclaimed Water	All	0.44	0.02	0.46	5349368	$2,460,709
						$6,236,288

INTEREST INCOME

Interest is earned on operating and reserve fund balances, and is projected based on current rates and estimated average balances. The table below outlines the budgeted assumptions.

Fund	Estimated Average Balance	Annual Interest Rate	Total Unrestricted Interest
Operating Account	$1,500,000	0.03	$45,000
Reserve Account	$75,000,000	0.025	$1,875,000
	$76,500,000	**0.055**	**$1,920,000**

Remainder of the page is intentionally blank.

REVENUE & OTHER SOURCES

The Authority receives a range of fee-for-service and non-operating revenue. The table below presents budgeted amounts for each of the sources.

	Actual FY2024-2025	Revised Budget FY2025-2026	Estimate FY2025-2026	Budget FY2026-2027
Water Service				
Water Service - Single-Family	$33,964,347	$34,620,846	$34,883,931	$37,546,628
Water Service - Multi-Family	$7,101,800	$7,760,881	$7,608,759	$7,802,074
Water Service - Non-Residential	$10,204,217	$9,211,657	$10,055,525	$10,173,957
Water Service - Bulk Service	$4,275,197	$4,166,331	$4,690,624	$5,195,694
Water - Other	$258,504	$225,448	$264,681	$237,378
WATER SERVICE TOTAL	**$55,804,065**	**$55,985,163**	**$57,503,520**	**$60,955,731**
Sewer Service				
Sewer Service - Single-Family	$10,827,002	$11,312,863	$11,355,625	$11,393,197
Sewer Service - Multi-Family	$3,642,969	$3,802,191	$3,847,432	$3,875,397
Sewer Service - Non-Residential	$3,948,566	$3,935,429	$4,173,138	$4,384,307
Sewer Service - Reclaimed/Effluent	$2,573,419	$2,398,696	$2,600,393	$2,460,709
Sewer Service - Bulk Service	$1,801,579	$1,928,207	$2,051,433	$2,454,694
SEWER SERVICE TOTAL	**$22,793,535**	**$23,377,386**	**$24,028,022**	**$24,568,304**
Other Revenue				
Engineering Revenue	$233,462	$175,000	$134,959	$175,000
Miscellaneous Fees and Charges	$573,128	$628,312	$645,373	$581,499
Other Charges	$72,454	$73,007	$72,042	$73,050
Lease Revenue	$135,174	$173,968	$173,968	$179,270
Capacity Reservation Charges	$1,077,366	$1,092,446	$1,068,469	$1,135,108
OTHER REVENUE TOTAL	**$2,091,584**	**$2,142,733**	**$2,094,811**	**$2,143,927**
Interest Income				
Interest Income - Unrestricted	$3,396,533	$1,920,000	$4,221,761	$3,045,000
INTEREST INCOME TOTAL	**$3,396,533**	**$1,920,000**	**$4,221,761**	**$3,045,000**
Other Sources				
Connection Charges	$3,737,687	$374,738	$4,043,306	$992,819
Grants/Donations/Settlements	$290,018	$0	$18,095,608	$0
OTHER SOURCES TOTAL	**$4,027,705**	**$374,738**	**$22,138,914**	**$992,819**
TOTAL	**$88,113,421**	**$83,800,020**	**$109,987,028**	**$91,705,781**

ENGINEERING DEPARTMENT

Seacoast Utility Authority
Fiscal Year 2026-2027 Annual
Department Budget Details

MISSION STATEMENT

The Engineering Department is responsible for plan review and the monitoring of the design and construction of new and replacement water, sewer, and reclaimed water infrastructure.

OPERATING BUDGET

SUMMARY

	Actual FY2024-2025	Revised Budget FY2025-2026	Estimated FY2025-2026	Budget FY2026-2027
Personal Services	$1,754,099	$1,598,782	$1,582,342	$1,931,549
Operations and Maintenance	$193,792	$179,970	$165,000	$154,955
TOTAL	**$1,947,891**	**$1,778,752**	**$1,747,342**	**$2,086,504**

Visualization

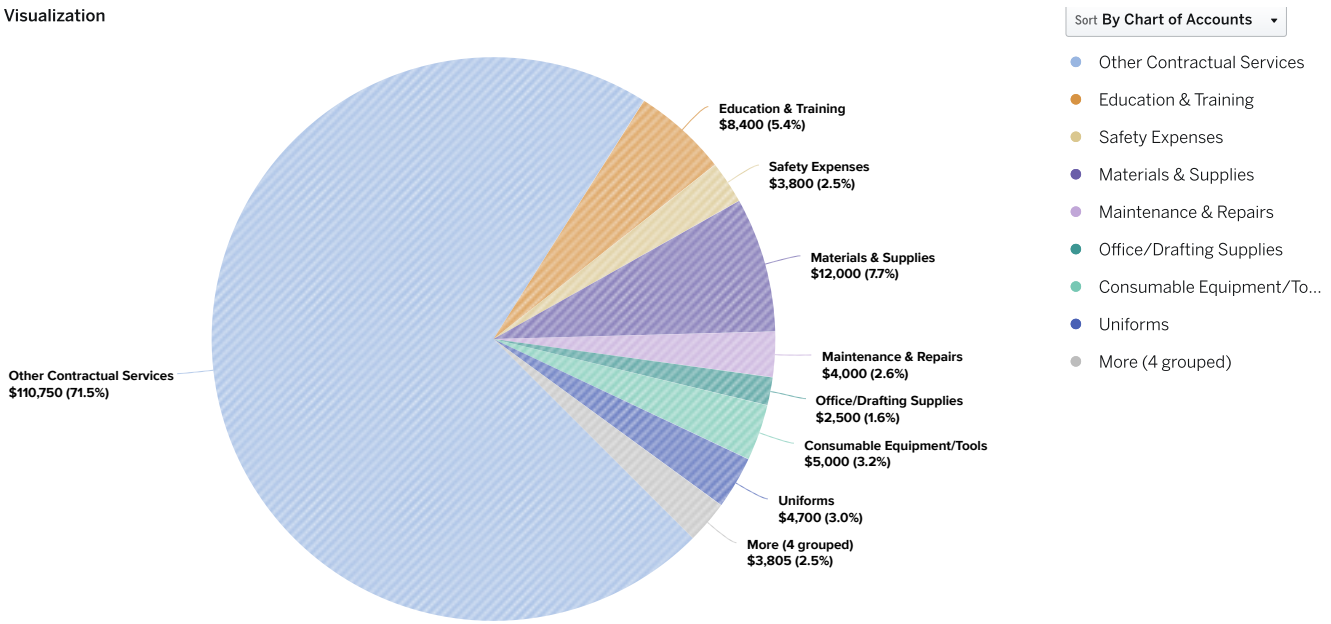

OPERATING COST DETAIL - BY ACCOUNT

FY27 - Operating Cost Detail by Account - Engineering

	Budget FY2026-2027
Temporary Labor Services	$2,000
Other Contractual Services	$110,750
Education & Training	$8,400
Safety Expenses	$3,800
Materials & Supplies	$12,000
Maintenance & Repairs	$4,000
Office/Drafting Supplies	$2,500
Consumable Equipment/Tools	$5,000
Uniforms	$4,700
Professional Memberships	$830
Subscriptions/Technical Publications	$300
Licenses & Certifications	$675
TOTAL	**$154,955**

Remainder of the page is intentionally blank.

OPERATING COST DETAIL - BY ACCOUNT WITH ITEMIZATIONS

Object Code Description	Itemization Description	Amount
Subscriptions/Technical Publications	Miscellaneous subscriptions	$300
Licenses & Certifications	Professional engineer license renewal	$300
Licenses & Certifications	DEP license renewal - every other year (ODD YEAR)	$375
Uniforms	Supply and cleaning of uniforms	$3,200
Uniforms	T-shirt uniforms	$1,500
Consumable Equipment/Tools	Tools and supplies	$5,000
Office/Drafting Supplies	Engineering printer supplies	$2,500
Professional Memberships	Florida Board of Professional Engineers	$500
Professional Memberships	FWPCOA memberships	$330
Safety Expenses	Boots	$2,400
Safety Expenses	Safety apparel	$800
Safety Expenses	Safety equipment	$600
Materials & Supplies	Miscellaneous materials and supplies	$12,000
Education & Training	FWRC	$1,200
Education & Training	FSAWWA	$1,100
Education & Training	ProCore users conference	$5,000
Education & Training	FWPCOA - continuing education for licensure	$1,100
Other Contractual Services	Asset management software support (LaserFiche)	$12,000
Other Contractual Services	Document management consulting fees	$5,000
Other Contractual Services	Procore project management software annual licenses	$60,000
Other Contractual Services	Sunshine State One Call	$13,750
Other Contractual Services	Surveying/Locating services	$20,000
Temporary Labor Services	Part-time temporary help as needed	$2,000
Maintenance & Repairs	GPR Maintenance	$4,000
		$154,955

PERSONAL SERVICES - FTE SCHEDULE

Position Name	FY2026	FY2027
FTE		
CAPITAL PROJECTS CONSTRUCTION COORDINATOR	1	1
CONSTRUCTION COORDINATOR	1	1
ENGINEERING DEPARTMENT MANAGER	1	1
ENGINEERING INSPECTOR	2	3
ENGINEERING OFFICE TECH II	1	0
ENGINEERING OFFICE TECH III	0	1
ENGINEERING SERVICES SPECIALIST	2	2
ENGINEERING SUPERVISOR	1	1
ENGINEERING TECHNICIAN	2	2
ENGINEERING TECHNICIAN II	1	1
FTE	**12**	**13**

PERSONAL SERVICES COST DETAIL - BY ACCOUNT

Visualization

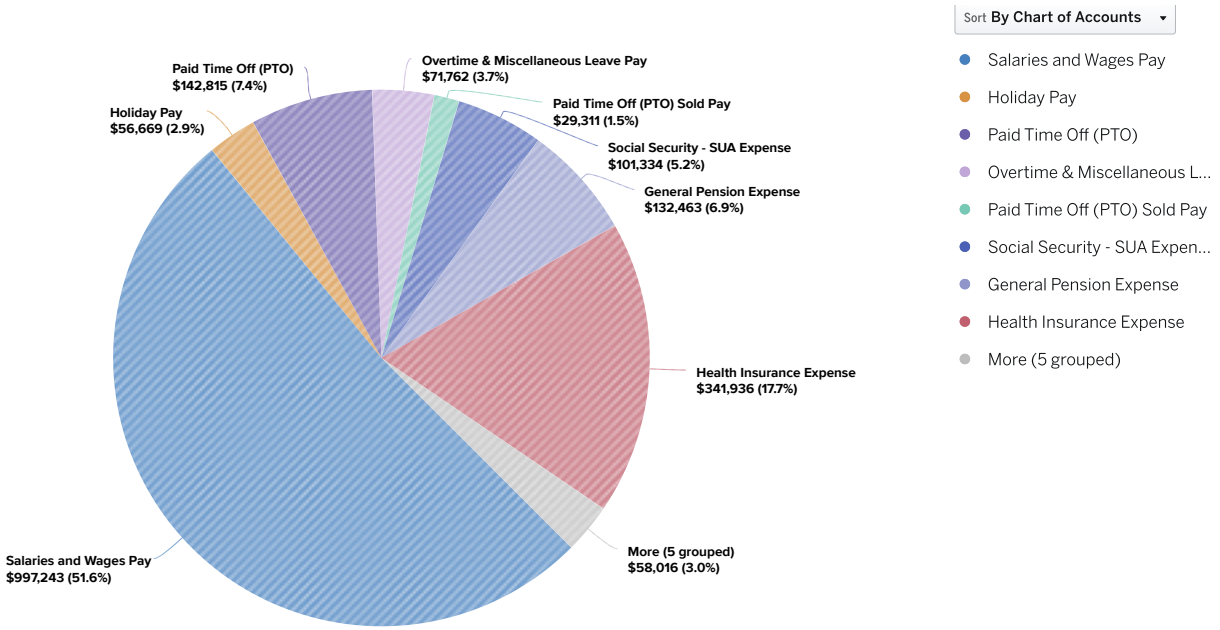

	Budget FY2026-2027
Salaries and Wages Pay	$997,243
Longevity Pay	$19,468
Holiday Pay	$56,669
Sick Leave Pay	$6,429
Paid Time Off (PTO)	$142,815
Overtime & Miscellaneous Leave Pay	$71,762
Safety Program Pay	$936
Paid Time Off (PTO) Sold Pay	$29,311
Social Security - SUA Expense	$101,334
General Pension Expense	$132,463
Health Insurance Expense	$341,936
Dental Insurance	$17,957
Workers Compensation Insurance Expense	$13,226
TOTAL	**$1,931,549**

ANNUAL BUDGET WITH THREE-YEAR PLAN - SUMMARY

	Budget FY2026-2027	Budget FY2027-2028	Budget FY2028-2029	Budget FY2029-2030
Personal Services	$1,931,549	$2,042,731	$2,147,867	$2,259,552
Operations and Maintenance	$154,955	$159,080	$162,605	$167,330
TOTAL	**$2,086,504**	**$2,201,811**	**$2,310,472**	**$2,426,882**

CAPITAL BUDGET

RENEWAL PROJECTS

Project Title	FY26-27 Budget
10th Street 8-Inch Water Main Improvements	$1,000,000
Contingency - R & R Projects	$100,000
GPS Hardware	$20,000
GPS Software	$5,000
Military Trail / PGA Blvd. Water Main Crossing	$1,750,000
Miscellaneous FDOT Utility Relocations	$100,000
Miscellaneous Palm Beach County Utility Relocations	$100,000
Replacement Equipment for Engineering	$10,000
Lake Park Neighborhood Improvements - 8E & 8B	$5,500,000
North Palm Beach Neighborhood Improvements - 2D & 2E	$5,500,000
Lake Park Neighborhood Main Replacement 5B	$1,000,000
Lake Park Neighborhood Main Replacement 7B	$1,000,000
	$16,085,000

NEW PROJECTS

Project Title	FY26-27 Budget
Contingency - New Projects	$100,000
Low Pressure Force Main Infill Improvements	$200,000
FEC Utility Crossing at Greenbriar	$1,000,000
Central Blvd 24" Force Main Addition	$6,500,000
Water Main Infill & Extension Program	$250,000
	$8,050,000

THREE-YEAR PLAN

By Project

Project Title	FY27-28 Budget	FY28-29 Budget	FY29-30 Budget
Congress Utility Replacement from Richard Road Repump to Alt A1A	$0	$0	$8,000,000
Contingency - New Projects	$100,000	$100,000	$100,000
Contingency - R & R Projects	$100,000	$100,000	$100,000
GPS Hardware	$20,000	$20,000	$20,000
GPS Software	$5,000	$5,000	$5,000
Ground Penetrating Radar (GPR)	$0	$20,000	$0
Hunt Club Force Main Replacement	$500,000	$1,500,000	$0
Lighthouse Drive Bridge 8-inch Water Main Replacement (placeholder NPB)	$0	$0	$1,000,000
Low Pressure Force Main Infill Improvements	$200,000	$200,000	$200,000
Macarthur Boulevard Water Main Replacement	$200,000	$1,000,000	$0
Miscellaneous FDOT Utility Relocations	$100,000	$100,000	$100,000
Miscellaneous Palm Beach County Utility Relocations	$100,000	$100,000	$100,000
Park Avenue Water Main Replacement	$0	$0	$900,000
PGA Intercoastal Transmission Water Main Installation	$0	$1,000,000	$5,000,000
Prosperity Farms Water Main - Northlake to C17	$500,000	$2,300,000	$0
Replacement Equipment for Engineering	$10,000	$10,000	$10,000
Seasons 52 16-inch Force Main Improvements	$150,000	$800,000	$0
Twelve Oaks Water Main Replacement	$750,000	$1,250,000	$0
US-1 Water Main Improvements in North Palm Beach	$0	$0	$500,000
North Palm Beach Neighborhood Main Replacement 6A	$1,000,000	$5,000,000	$0
Palm Beach Gardens Neighborhood Main Replacement 16B	$1,000,000	$5,000,000	$0
Lake Park Neighborhood Main Replacement 5B	$5,000,000	$0	$0
Lake Park Neighborhood Main Replacement 7B	$5,000,000	$0	$0
Neighborhood projects	$0	$2,000,000	$12,000,000
Water Main Infill & Extension Program	$250,000	$250,000	$250,000
	$14,985,000	**$20,755,000**	**$28,285,000**

By Expense

Object Name	FY27-28 Budget	FY28-29 Budget	FY29-30 Budget
Construction in Progress	$14,300,000	$20,050,000	$27,600,000
Contingency	$650,000	$650,000	$650,000
Machinery & Equipment	$35,000	$55,000	$35,000
	$14,985,000	**$20,755,000**	**$28,285,000**

FINANCE

Seacoast Utility Authority
Fiscal Year 2026-2027 Annual
Department Budget Details

MISSION STATEMENT

The Finance Department comprises the Accounting Division, which manages the Authority's budgeting, accounts payable, payroll, fixed assets, internal controls, and external audits, and the Purchasing Division, which is responsible for procuring goods/services by the Authority policy, as well as maintaining the inventory in the warehouse.

OPERATING BUDGET

SUMMARY

	Actual FY2024-2025	Revised Budget FY2025-2026	Estimated FY2025-2026	Budget FY2026-2027
Personal Services	$904,972	$955,550	$946,990	$1,030,419
Operations and Maintenance	$174,124	$233,554	$225,234	$247,385
TOTAL	**$1,079,095**	**$1,189,104**	**$1,172,224**	**$1,277,804**

Visualization

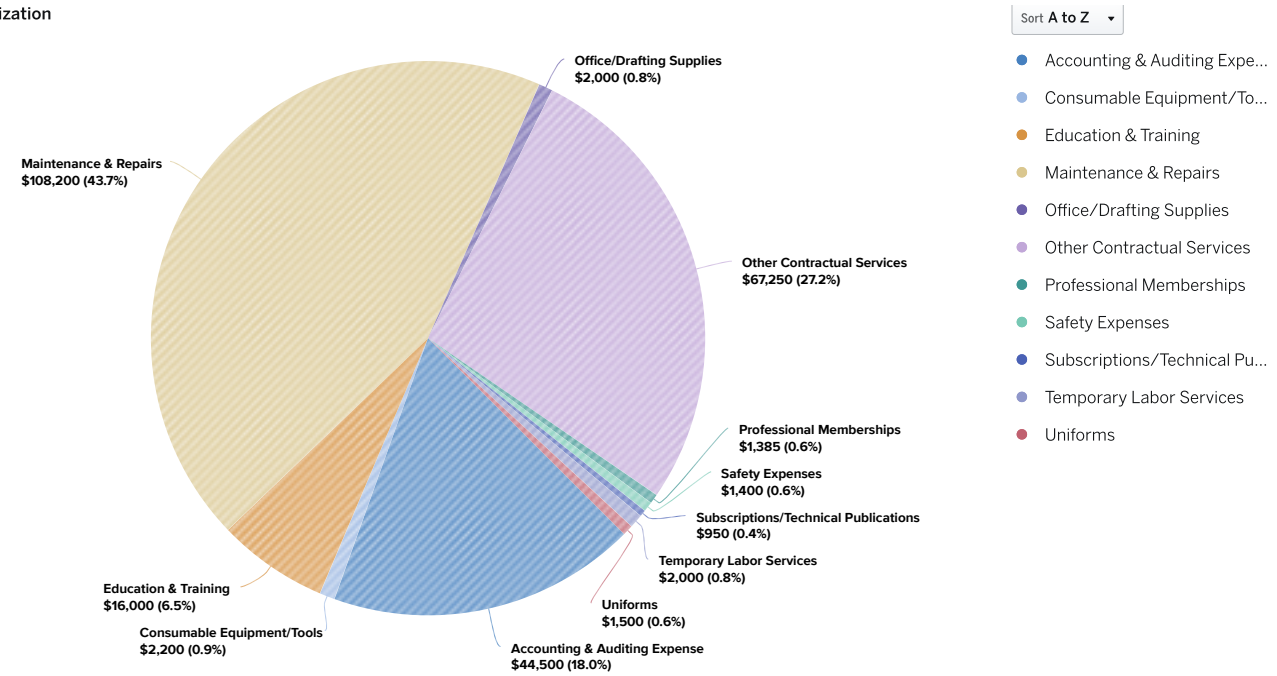

OPERATING COST DETAIL - BY ACCOUNT

	Budget FY2026-2027
Temporary Labor Services	$2,000
Accounting & Auditing Expense	$44,500
Other Contractual Services	$67,250
Education & Training	$16,000
Safety Expenses	$1,400
Maintenance & Repairs	$108,200
Office/Drafting Supplies	$2,000
Consumable Equipment/Tools	$2,200
Uniforms	$1,500
Professional Memberships	$1,385
Subscriptions/Technical Publications	$950
TOTAL	**$247,385**

OPERATING COST DETAIL - BY ACCOUNT WITH ITEMIZATIONS

Object Code Description	Itemization Description	Amount
Accounting & Auditing Expense	Annual auditing and miscellaneous services	$44,500
Other Contractual Services	Investment custodial fees	$13,000
Other Contractual Services	Armored car service	$6,000
Other Contractual Services	GBF forms and design changes	$1,800
Other Contractual Services	TimeClock Plus SaaS	$5,950
Other Contractual Services	Treasury management software annual fee	$4,900
Other Contractual Services	OpenGov SaaS	$35,600
Safety Expenses	Boots	$400
Safety Expenses	Safety apparel	$600
Safety Expenses	Safety equipment	$400
Subscriptions/Technical Publications	Government GAAP Guide	$300
Subscriptions/Technical Publications	GFOA assorted publications	$100
Subscriptions/Technical Publications	GFOA ACFR award program	$550
Professional Memberships	State Board of Accountancy - CPA license renewal	$175
Professional Memberships	FGFOA - state and county memberships	$260
Professional Memberships	GFOA national membership	$400
Professional Memberships	American Purchasing Society	$550
Consumable Equipment/Tools	Miscellaneous computer hardware/software supplies	$2,200
Office/Drafting Supplies	Miscellaneous office supplies	$2,000
Education & Training	MUNIS conference	$6,500
Education & Training	Tuition reimbursement	$1,500
Education & Training	FGFOA spring conference	$6,500
Education & Training	Certified purchasing professional certification	$1,500
Temporary Labor Services	Part-time temporary help as needed	$2,000
Maintenance & Repairs	Inventory software annual support and maintenance	$1,700
Maintenance & Repairs	MUNIS disaster recovery maintenance fee	$17,000
Maintenance & Repairs	MUNIS general support	$88,000
Maintenance & Repairs	MUNIS SSRS support fee	$1,500
Uniforms	Cleaning and supply of uniforms	$1,200
Uniforms	T-Shirt uniforms	$300
		$247,385

PERSONAL SERVICES - FTE SCHEDULE

Position Name	FY2026	FY2027
FTE		
ACCOUNTANT I	1	1
FINANCE ACCOUNTING CLERK	1	1
FINANCE DEPARTMENT MANAGER	1	1
PROCUREMENT SPECIALIST	1	1
SENIOR ACCOUNTANT	1	1
SENIOR PROCUREMENT SPECIALIST	1	1
WAREHOUSE INVENTORY PARTS CONTROL TECHNICIAN	1	1
FTE	**7**	**7**

PERSONAL SERVICES COST DETAIL - BY ACCOUNT

Visualization

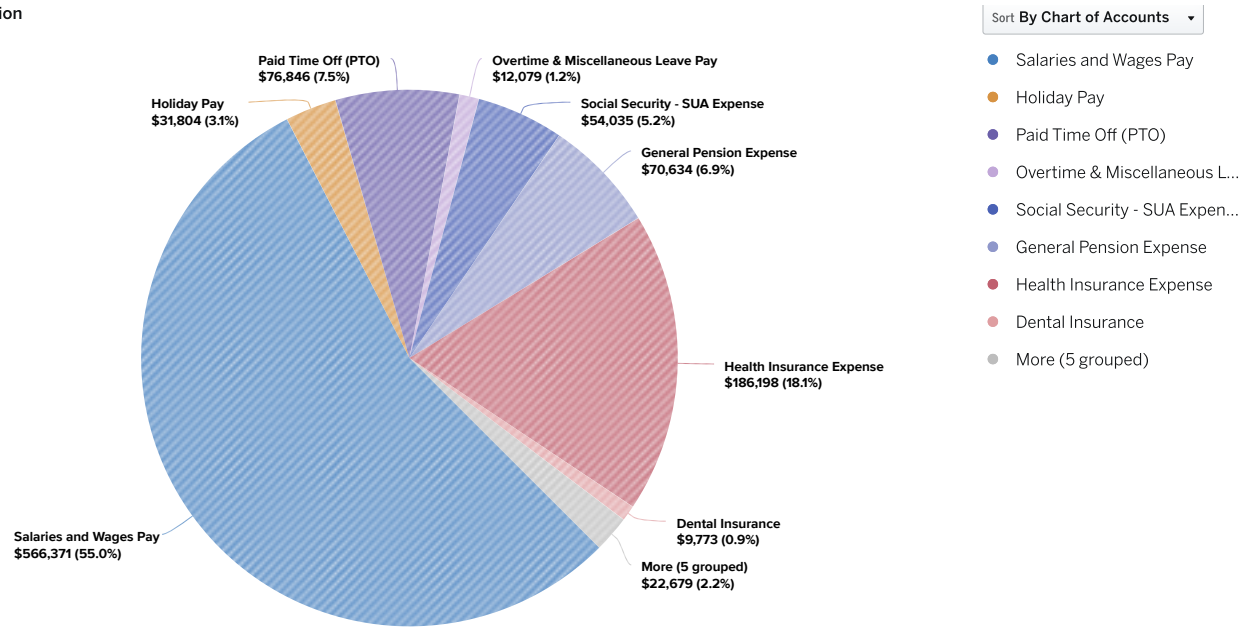

	Budget FY2026-2027
Salaries and Wages Pay	$566,371
Longevity Pay	$9,264
Holiday Pay	$31,804
Sick Leave Pay	$219
Paid Time Off (PTO)	$76,846
Overtime & Miscellaneous Leave Pay	$12,079
Safety Program Pay	$504
Paid Time Off (PTO) Sold Pay	$9,250
Social Security - SUA Expense	$54,035
General Pension Expense	$70,634
Health Insurance Expense	$186,198
Dental Insurance	$9,773
Workers Compensation Insurance Expense	$3,442
TOTAL	**$1,030,419**

ANNUAL BUDGET WITH THREE-YEAR PLAN - SUMMARY

	Budget FY2026-2027	Budget FY2027-2028	Budget FY2028-2029	Budget FY2029-2030
Personal Services	$1,030,419	$1,090,272	$1,146,816	$1,206,908
Operations and Maintenance	$247,385	$404,935	$403,345	$421,515
TOTAL	**$1,277,804**	**$1,495,207**	**$1,550,161**	**$1,628,423**

Remainder of the page is intentionally blank.

INFORMATION TECHNOLOGY

Seacoast Utility Authority
Fiscal Year 2026-2027 Annual
Department Budget Details

MISSION STATEMENT

Information Technology (I.T.) is responsible for all computer and network-related planning, implementation, cyber security, and support.

OPERATING BUDGET

SUMMARY

	Actual FY2024-2025	Revised Budget FY2025-2026	Estimated FY2025-2026	Budget FY2026-2027
Personal Services	$582,656	$720,443	$620,256	$749,578
Operations and Maintenance	$201,946	$474,051	$442,587	$521,019
TOTAL	**$784,601**	**$1,194,494**	**$1,062,843**	**$1,270,597**

Visualization

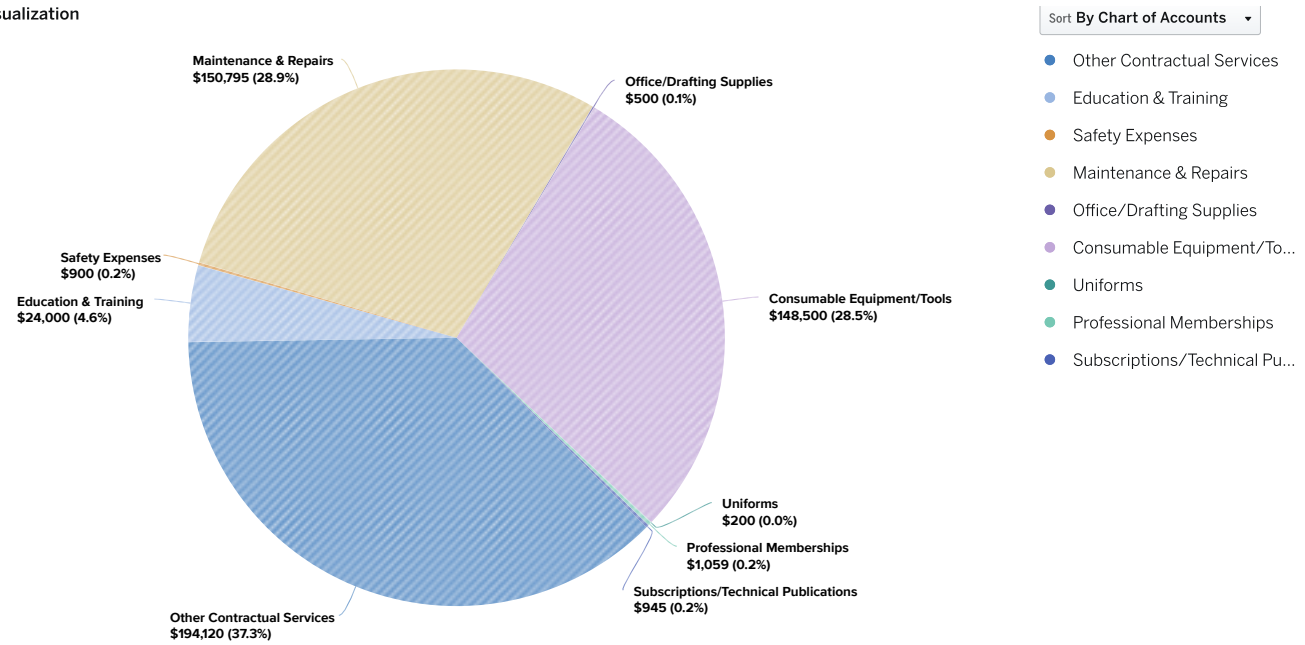

OPERATING COST DETAIL - BY ACCOUNT

	Budget FY2026-2027
Other Contractual Services	$194,120
Education & Training	$24,000
Safety Expenses	$900
Maintenance & Repairs	$150,795
Office/Drafting Supplies	$500
Consumable Equipment/Tools	$148,500
Uniforms	$200
Professional Memberships	$1,059
Subscriptions/Technical Publications	$945
TOTAL	**$521,019**

OPERATING COST DETAIL - BY ACCOUNT WITH ITEMIZATIONS

Object Code Description	Itemization Description	Amount
Uniforms	Supply and cleaning of uniforms	$200
Other Contractual Services	High speed internet	$2,500
Other Contractual Services	Managed IT services	$161,620
Other Contractual Services	Miscellaneous items	$30,000
Subscriptions/Technical Publications	Miscellaneous subscriptions	$945
Safety Expenses	Boots and safety apparel	$650
Safety Expenses	Safety equipment	$250
Office/Drafting Supplies	Miscellaneous office supplies	$500
Education & Training	Software Analyst IT trainings	$1,000
Education & Training	Software Analyst ERP system conference	$3,000
Education & Training	IT\OT Manager ERP system conference	$3,000
Education & Training	IT\OT Manager trainings	$10,000
Education & Training	IT\OT Coordinator trainings	$6,000
Education & Training	Computer Support Technician trainings	$1,000
Professional Memberships	FLGISA membership	$350
Professional Memberships	ISC2 membership	$210
Professional Memberships	GIAC membership	$499
Maintenance & Repairs	IT Firewall annual license	$6,050
Maintenance & Repairs	Website maintenance, license	$11,000
Maintenance & Repairs	Miscellaneous cloud services	$123,745
Maintenance & Repairs	Audio-Visual system maintenance	$10,000
Consumable Equipment/Tools	Miscellaneous device replacements less than the capital limit	$45,000
Consumable Equipment/Tools	Miscellaneous computer hardware/software supplies	$52,500
Consumable Equipment/Tools	UPS replacements	$6,000
Consumable Equipment/Tools	WWTP SCADA firewall, network switches, and licenses	$45,000
		$521,019

PERSONAL SERVICES - FTE SCHEDULE

Position Name	FY2026	FY2027
FTE		
COMPUTER SUPPORT TECHNICIAN	2	2
IT/OT MANAGER	1	1
OT IT COORDINATOR	1	1
SOFTWARE ANALYST	1	1
FTE	**5**	**5**

PERSONAL SERVICES COST DETAIL - BY ACCOUNT

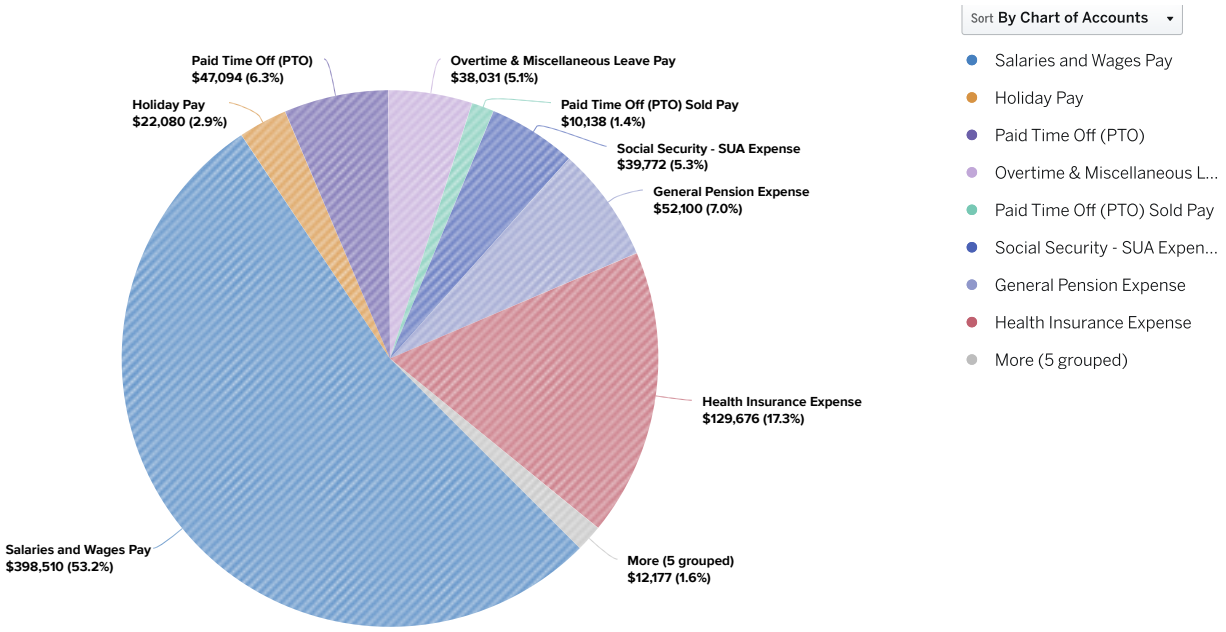

	Budget FY2026-2027
Salaries and Wages Pay	$398,510
Longevity Pay	$3,676
Holiday Pay	$22,080
Sick Leave Pay	$1,106
Paid Time Off (PTO)	$47,094
Overtime & Miscellaneous Leave Pay	$38,031
Safety Program Pay	$360
Paid Time Off (PTO) Sold Pay	$10,138
Social Security - SUA Expense	$39,772
General Pension Expense	$52,100
Health Insurance Expense	$129,676
Dental Insurance	$6,653
Workers Compensation Insurance Expense	$382
TOTAL	**$749,578**

ANNUAL BUDGET WITH THREE-YEAR PLAN - SUMMARY

	Budget FY2026-2027	Budget FY2027-2028	Budget FY2028-2029	Budget FY2029-2030
Personal Services	$749,578	$792,510	$833,193	$876,397
Operations and Maintenance	$521,019	$514,031	$534,364	$571,885
TOTAL	**$1,270,597**	**$1,306,541**	**$1,367,557**	**$1,448,282**

CAPITAL BUDGET

RENEWAL PROJECTS

Project Title	FY26-27 Budget
Security Camera & Access Control	$120,000
Other Server/Network Upgrades	$50,000
Personnel Computer Upgrades	$30,000
PGA Security Upgrades	$20,000
Secondary Storage Software	$10,000
SCADA Firewall and Switch Replacement	$45,000
Authority Website Replacement	$25,000
Mobile Device Management Solution Replacement	$30,000
	$330,000

NEW PROJECTS

Project Title	FY26-27 Budget
Windows Server License	$60,000
	$60,000

THREE-YEAR - PLAN

By Project

Project Title	FY27-28 Budget	FY28-29 Budget	FY29-30 Budget
Security Camera & Access Control	$20,000	$20,000	$20,000
Other Server/Network Upgrades	$50,000	$50,000	$50,000
Personnel Computer Upgrades	$30,000	$30,000	$30,000
PGA Security Upgrades	$20,000	$0	$0
	$120,000	**$100,000**	**$100,000**

By Expense

Object Name	FY27-28 Budget	FY28-29 Budget	FY29-30 Budget
Machinery & Equipment	$120,000	$100,000	$100,000
	$120,000	**$100,000**	**$100,000**

CUSTOMER SERVICE

Seacoast Utility Authority
Fiscal Year 2026-2027 Annual
Department Budget Details

MISSION STATEMENT

The Authority's Customer Service Department helps customers establish accounts, responds to service inquiries, collects and processes meter readings and customer billings, and responds to billing and payment inquiries.

OPERATING BUDGET

SUMMARY

	Actual FY2024-2025	Revised Budget FY2025-2026	Estimated FY2025-2026	Budget FY2026-2027
Personal Services	$1,572,031	$1,709,979	$1,633,460	$1,819,133
Operations and Maintenance	$756,254	$977,775	$885,800	$941,940
TOTAL	**$2,328,285**	**$2,687,754**	**$2,519,260**	**$2,761,073**

Visualization

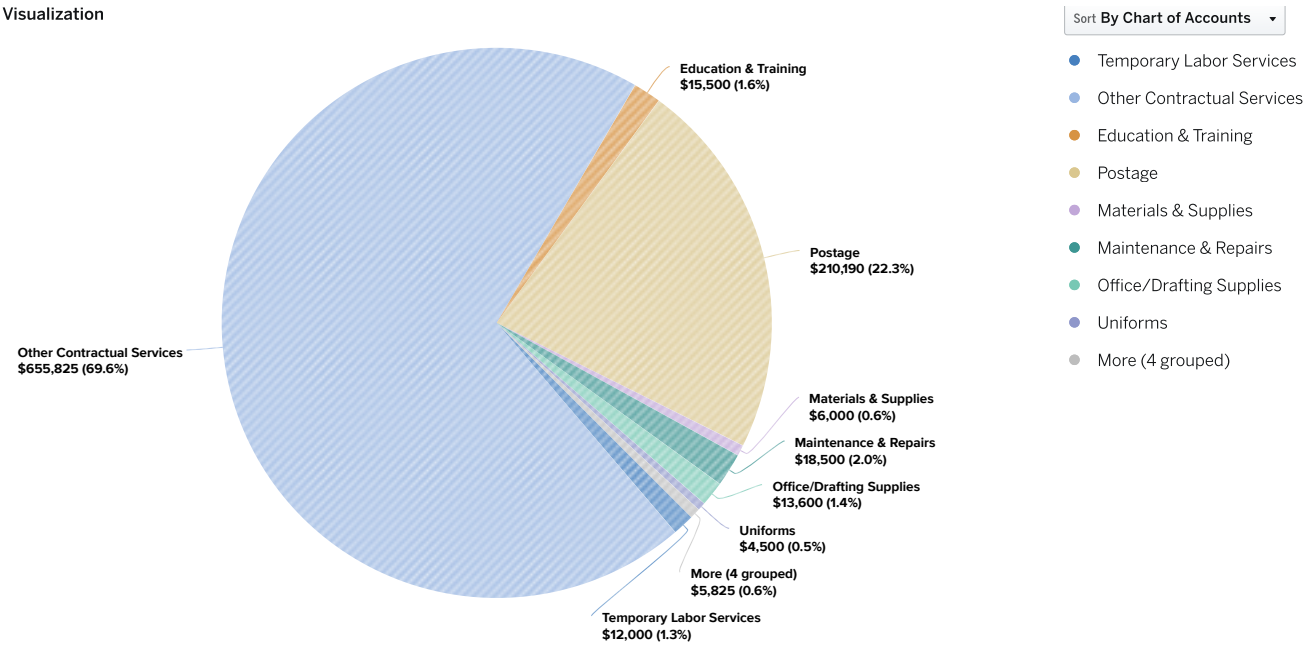

OPERATING COST DETAIL - BY ACCOUNT

	Budget FY2026-2027
Temporary Labor Services	$12,000
Other Contractual Services	$655,825
Education & Training	$15,500
Postage	$210,190
Safety Expenses	$3,000
Materials & Supplies	$6,000
Maintenance & Repairs	$18,500
Office/Drafting Supplies	$13,600
Consumable Equipment/Tools	$2,175
Uniforms	$4,500
Professional Memberships	$450
Subscriptions/Technical Publications	$200
TOTAL	**$941,940**

OPERATING COST DETAIL - BY ACCOUNT WITH ITEMIZATIONS

Object Code Description	Itemization Description	Amount
Uniforms	Supply and cleaning of uniforms	$3,400
Uniforms	T-shirt uniforms	$1,100
Safety Expenses	Boots	$1,400
Safety Expenses	Safety apparel	$600
Safety Expenses	Safety equipment	$1,000
Office/Drafting Supplies	Brochures	$3,000
Office/Drafting Supplies	Cashier supplies	$1,200
Office/Drafting Supplies	CCR newsletter	$3,000
Office/Drafting Supplies	Dye tabs	$2,200
Office/Drafting Supplies	Other miscellaneous supplies/community event supplies	$4,200
Postage	Billing postage and postage meter	$207,000
Postage	PO box rental fee	$1,690
Postage	Postal return mail service - postage due	$1,500
Maintenance & Repairs	Annual maintenance contracts for Sensus TGB and annual TGB maintenance	$18,500
Materials & Supplies	Meter locks and other miscellaneous supplies	$6,000
Consumable Equipment/Tools	Small hand tools	$2,175
Professional Memberships	FWPCOA	$450
Other Contractual Services	AMI hosting service for RNI SAAS and Analytics	$40,550
Other Contractual Services	Customer payment processing	$312,000
Other Contractual Services	Robo/Twilio call services	$3,000
Other Contractual Services	Shredder services	$1,275
Other Contractual Services	Customer Information System SaaS fees	$238,000
Other Contractual Services	Bill Printer fees	$61,000
Education & Training	Spryconnect/CS Week	$6,000
Education & Training	Various training seminars/classes	$3,000
Education & Training	Sensus Reach conference	$5,000
Education & Training	Tuition reimbursement	$1,500
Temporary Labor Services	Part-time temporary help as needed	$12,000
Subscriptions/Technical Publications	Miscellaneous subscriptions	$200
		$941,940

PERSONAL SERVICES - FTE SCHEDULE

Position Name	FY2026	FY2027
FTE		
BILLING AND FIELD TECH SUPERVISOR	1	1
COLLECTIONS REPRESTATIVE	1	0
CUST/COMMUNITY SUPERVISOR	1	1
CUSTOMER RELATIONS REPRESENTATIVE - FIELD	4	4
CUSTOMER RELATIONS REPRESENTATIVE - OFFICE	6	7
CUSTOMER/BILLING MANAGER	1	1
SENIOR CUSTOMER RELATIONS REPRESENTATIVE	1	1
FTE	**15**	**15**

PERSONAL SERVICES COST DETAIL - BY ACCOUNT

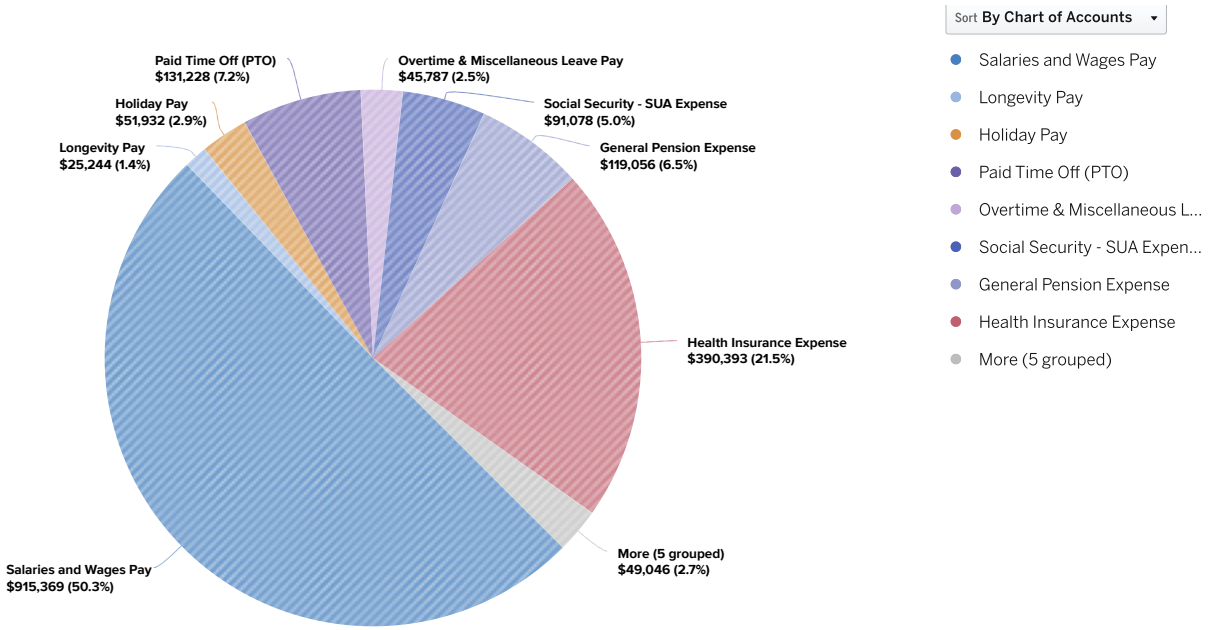

	Budget FY2026-2027
Salaries and Wages Pay	$915,369
Longevity Pay	$25,244
Holiday Pay	$51,932
Sick Leave Pay	$4,052
Paid Time Off (PTO)	$131,228
Overtime & Miscellaneous Leave Pay	$45,787
Safety Program Pay	$1,080
Paid Time Off (PTO) Sold Pay	$15,872
Social Security - SUA Expense	$91,078
General Pension Expense	$119,056
Health Insurance Expense	$390,393
Dental Insurance	$20,528
Workers Compensation Insurance Expense	$7,514
TOTAL	**$1,819,133**

ANNUAL BUDGET WITH THREE-YEAR PLAN - SUMMARY

	Budget FY2026-2027	Budget FY2027-2028	Budget FY2028-2029	Budget FY2029-2030
Personal Services	$1,819,133	$1,930,972	$2,035,332	$2,146,560
Operations and Maintenance	$941,940	$982,655	$1,018,348	$1,059,593
TOTAL	**$2,761,073**	**$2,913,627**	**$3,053,680**	**$3,206,153**

CAPITAL BUDGET

RENEWAL PROJECTS

Project Title	FY26-27 Budget
TBG Replacements	$130,000
Miscellaneous Equipment Replacement	$5,000
	$135,000

THREE-YEAR PLAN

By Project

Project Title	FY27-28 Budget	FY28-29 Budget	FY29-30 Budget
TBG Replacements	$0	$150,000	$0
Miscellaneous Equipment Replacement	$5,000	$5,000	$5,000
	$5,000	**$155,000**	**$5,000**

By Expense

By Expense

Object Name	FY27-28 Budget	FY28-29 Budget	FY29-30 Budget
Machinery & Equipment	$5,000	$155,000	$5,000
	$5,000	**$155,000**	**$5,000**

WATER TREATMENT

Seacoast Utility Authority
Fiscal Year 2026-2027 Annual
Department Budget Details

MISSION STATEMENT

The Authority's 30.5 million gallon per day (MGD) Hood Road Water Treatment Plant, the winner of the Florida Section, American Water Works Association's statewide 2022 "Best Tasting Drinking Water" contest, serves approximately 98,000 citizens of Palm Beach Gardens, Lake Park, North Palm Beach, southern Juno Beach, and Unincorporated Palm Beach County.

OPERATING BUDGET

SUMMARY

	Actual FY2024-2025	Revised Budget FY2025-2026	Estimated FY2025-2026	Budget FY2026-2027
Personal Services	$3,190,372	$3,419,901	$3,335,518	$3,690,245
Operations and Maintenance	$14,159,506	$18,624,814	$15,762,680	$18,505,078
TOTAL	**$17,349,878**	**$22,044,715**	**$19,098,198**	**$22,195,323**

Visualization

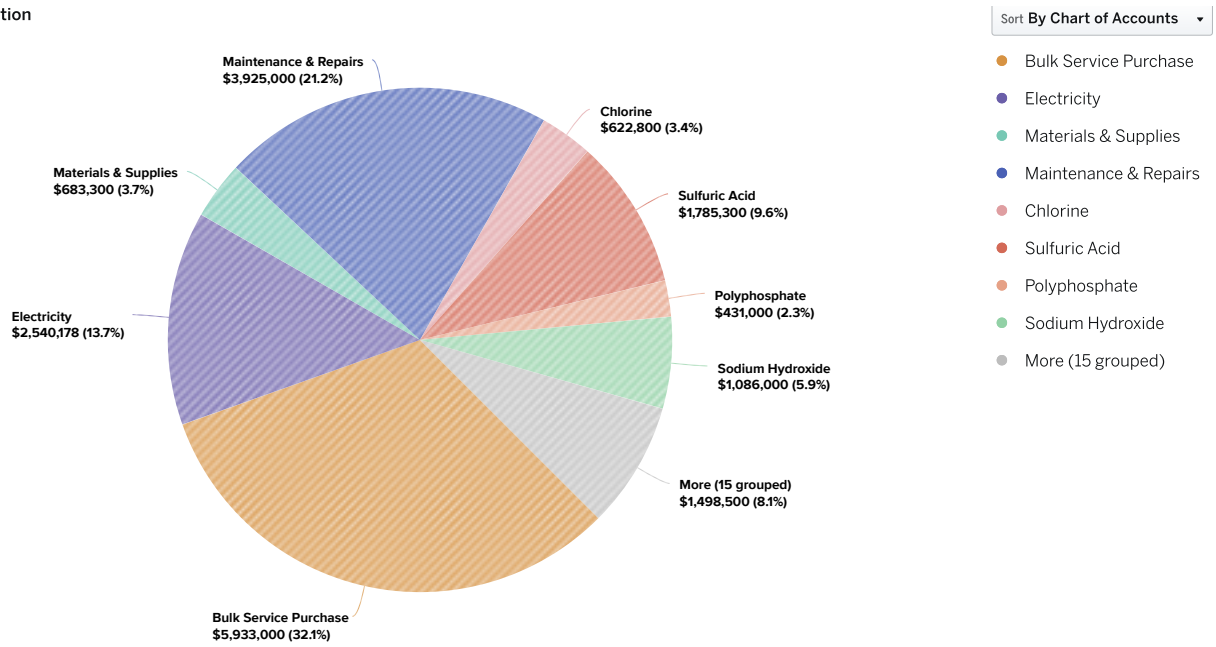

OPERATING COST DETAIL - BY ACCOUNT

	Budget FY2026-2027
Laboratory Services - Outside	$71,000
Other Contractual Services	$143,000
Bulk Service Purchase	$5,933,000
Education & Training	$21,550
Electricity	$2,540,178
Equipment Rental	$22,000
Safety Expenses	$20,000
Materials & Supplies	$683,300
Maintenance & Repairs	$3,925,000
Consumable Equipment/Tools	$29,000
Chemical Supplies	$215,000
Chlorine	$622,800
Ammonia	$117,600
Hypochlorite	$420,000
Sulfuric Acid	$1,785,300
Polyphosphate	$431,000
Carbon Dioxide	$129,000
Sodium Hydroxide	$1,086,000
Anti-Scalant	$273,100
Uniforms	$15,050
Professional Memberships	$9,750
Subscriptions/Technical Publications	$500
Licenses & Certifications	$11,950
TOTAL	**$18,505,078**

Remainder of the page is intentionally blank.

OPERATING COST DETAIL - BY ACCOUNT WITH ITEMIZATIONS

Object Code Description	Itemization Description	Amount
Education & Training	SEDA	$4,000
Education & Training	REXEL/Alan Bradly training course	$3,900
Education & Training	FSEA environmental technical conference	$2,650
Education & Training	Tuition reimbursement	$3,500
Education & Training	NF/RO Training	$1,000
Education & Training	FWPCOA local short school	$2,000
Education & Training	FSAWWA training resources	$2,000
Education & Training	SCADA training	$2,500
Professional Memberships	19 SEDA memberships	$950
Professional Memberships	American Water Works Association	$6,800
Professional Memberships	FWPCOA memberships	$2,000
Electricity	Cost of electricity for water treatment plant, high service distribution pumps, and raw water pump facilities	$2,540,178
Uniforms	Supply and cleaning of uniforms	$13,550
Uniforms	T-shirt uniforms	$1,500
Equipment Rental	Rental crane and miscellaneous equipment	$22,000
Safety Expenses	Boots	$6,500
Safety Expenses	Safety apparel	$4,500
Safety Expenses	Safety equipment	$9,000
Subscriptions/Technical Publications	Miscellaneous subscriptions	$500
Other Contractual Services	Lab audit	$1,000
Other Contractual Services	Chemical spill cleanup and remediation	$75,000
Other Contractual Services	Miscellaneous engineering fees, including SCADA consulting	$50,000
Other Contractual Services	Asset management software	$12,000
Other Contractual Services	Elevated water storage tank maintenance	$5,000
Bulk Service Purchase	Purchased bulk water and sewer services	$5,933,000
Consumable Equipment/Tools	Miscellaneous tools for water plants	$29,000
Chemical Supplies	Includes degasifiers and odor control cleaning chemicals	$190,000
Chemical Supplies	Plant and main lab reagents and supplies	$25,000
Sodium Hydroxide	Sodium hydroxide is used for odor control and pH adjustment; projected at the current rate with a 5% markup	$1,086,000
Hypochlorite	Odor Control chemical; projected at current rate with a 5% markup	$420,000
Maintenance & Repairs	Annual preventative maintenance associated with lighting, cathodic protection, and safety systems on elevated storage tank	$5,300
Maintenance & Repairs	Annual preventative maintenance, inspection, and load testing of crane and hoist systems	$3,000
Maintenance & Repairs	Annual service contract to inspect components of CO2 storage and carbonator systems	$5,500
Maintenance & Repairs	Annual UPS service agreement	$3,000
Maintenance & Repairs	Laboratory equipment repair, calibration, and inspection, including Hach Turbidity meters	$5,700
Maintenance & Repairs	O2701 - Repair or replacement of pumps and motors at the water plant and repump facilities	$300,000
Maintenance & Repairs	O2702- Annual well maintenance for well rehabilitation, painting, and piping repairs	$380,000
Maintenance & Repairs	O2703 - Instrumentation and SCADA repair, annual software and hardware maintenance, and upgrades	$150,000
Maintenance & Repairs	O2712 - Inspection and cleaning of sulfuric acid and sodium hydroxide tanks at the water plant. Includes interior prep and application of corrosion-resistant coatings to acid and caustic tanks	$120,000
Maintenance & Repairs	O2705 - Annual preventive maintenance and inspections on MCC components	$150,000
Maintenance & Repairs	O2706 - Annual preventative maintenance, repairs, and inspections on ammonia and chlorine feed equipment	$75,000
Maintenance & Repairs	O2707 - Routine maintenance cost for odor control scrubbers and degasifiers	$25,000
Maintenance & Repairs	O2708 - Annual maintenance costs for liquid chemical feed systems, tuning, calibration, and pump maintenance, includes adding leak detection to post acid pump	$50,000
Maintenance & Repairs	O2709 - Maintenance on chemical and high service pump rooms; repump station buildings; and general plant maintenance	$150,000
Maintenance & Repairs	O2710 - Ground storage tanks exterior inspection and cleaning	$20,000
Maintenance & Repairs	O2711 - Annual radio service and testing	$22,500

Object Code Description	Itemization Description	Amount
Maintenance & Repairs	O2713 - Annual calibration, certification, and repair of membrane treatment system instrumentation	$25,000
Maintenance & Repairs	O2714 - Annual contract to maintain and repair AC systems and exhaust fans	$110,000
Maintenance & Repairs	Other general maintenance and repairs	$225,000
Maintenance & Repairs	O2716 - Generator maintenance	$200,000
Maintenance & Repairs	O2715 - Pigging of raw water mains	$300,000
Maintenance & Repairs	O2717 - Coating of ground storage tanks 2 and 3	$1,300,000
Maintenance & Repairs	O2718 - Coating of acid tank and sodium hypochlorite tank containment area	$300,000
Chlorine	Chlorine for disinfection of potable water, projected at the current rate with a 5% markup	$622,800
Ammonia	Bulk ammonia for the chlorination process, projected at the current rate with a 5% markup	$117,600
Anti-Scalant	Anti-scalant is utilized to protect membranes; projected at the current rate with a 5% markup	$273,100
Sulfuric Acid	Sulfuric acid is utilized for pH adjustment; projected at the current rate with a 5% markup	$1,785,300
Laboratory Services - Outside	Water quality monitoring, field sampling, and laboratory analysis for Floridan and surficial raw water supplies; including monitoring for deep well	$53,000
Laboratory Services - Outside	PFAS - remediation	$18,000
Carbon Dioxide	Carbon dioxide is utilized for the alkalinity and stability of potable water; projected at the current rate with a 5% markup	$129,000
Materials & Supplies	Air filters for degas blowers	$25,000
Materials & Supplies	Central laboratory miscellaneous supplies and parts	$15,000
Materials & Supplies	Membrane plant filter cartridges	$350,000
Materials & Supplies	Other miscellaneous supplies	$43,300
Materials & Supplies	General repair supplies & small equipment for plant maintenance	$250,000
Licenses & Certifications	Annual operating permit fees for community public water systems; includes Palm Beach County Health Department and FDEP regulatory fees	$9,550
Licenses & Certifications	Central lab microbiology certification	$500
Licenses & Certifications	FDEP operator licensing	$1,900
Polyphosphate	Corrosion inhibitor for the protection of the distribution system; projected at the current rate with a 5% markup	$431,000
		$18,505,078

Remainder of the page is intentionally blank.

PERSONAL SERVICES - FTE SCHEDULE

Position Name	FY2026	FY2027
FTE		
ELECTRICIAN	1	1
INSTRUMENTATION & SCADA TECHNICIAN II	1	1
LABORATORY SUPERVISOR	1	1
MEMBRANE SPECIALIST	1	1
WATER ASSISTANT CHIEF OPERATOR	1	1
WATER PLANT CHIEF OPERATOR	1	1
WATER PLANT MECHANIC	1	1
WATER PLANT OPERATOR A	3	3
WATER PLANT OPERATOR B	4	5
WATER PLANT OPERATOR C	3	3
WATER PLANT TRAINEE	1	0
WATER PRODUCTION SUPPORT SPECIALIST	1	1
WATER RESOURCES MEMBRANE OPERATIONS SPECIALIST	1	1
WATER TREATMENT PLANT MAINTENANCE SUPERVISOR	1	1
FTE	**21**	**21**

PERSONAL SERVICES COST DETAIL - BY ACCOUNT

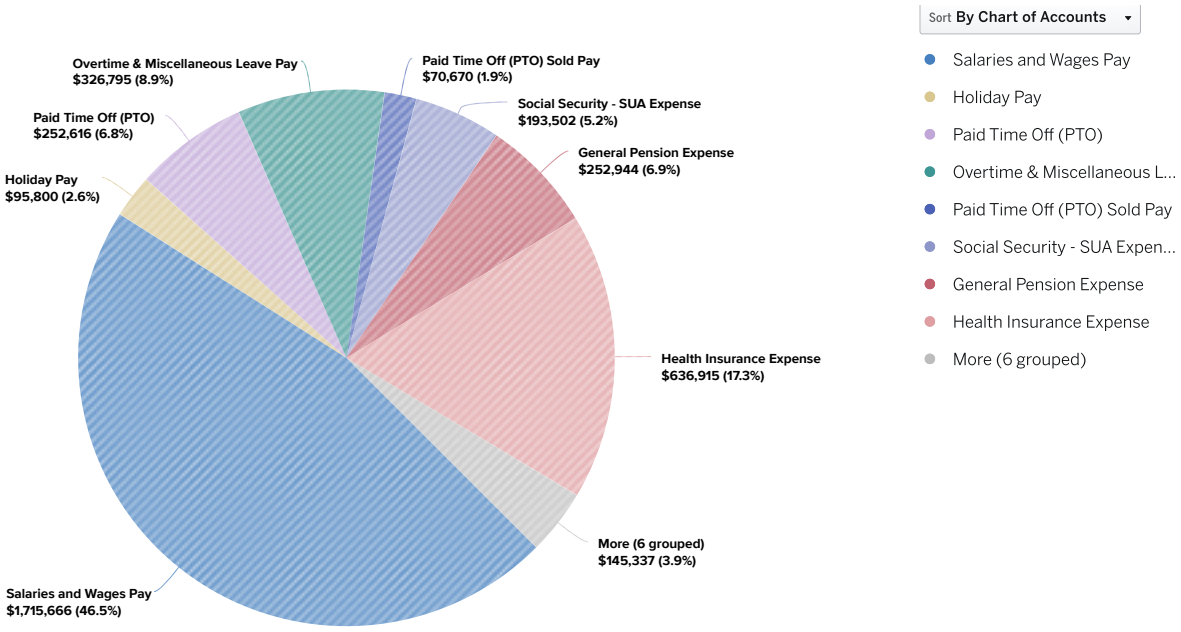

	Budget FY2026-2027
Salaries and Wages Pay	$1,715,666
Park of Commerce Pay	$19,500
Longevity Pay	$34,340
Holiday Pay	$95,800
Sick Leave Pay	$12,538
Paid Time Off (PTO)	$252,616
Overtime & Miscellaneous Leave Pay	$326,795
Safety Program Pay	$1,512
Paid Time Off (PTO) Sold Pay	$70,670
Social Security - SUA Expense	$193,502
General Pension Expense	$252,944
Health Insurance Expense	$636,915
Dental Insurance	$31,675
Workers Compensation Insurance Expense	$45,772
TOTAL	**$3,690,245**

ANNUAL BUDGET WITH THREE-YEAR PLAN - SUMMARY

	Budget FY2026-2027	Budget FY2027-2028	Budget FY2028-2029	Budget FY2029-2030
Personal Services	$3,690,245	$3,901,851	$4,102,493	$4,315,570
Operations and Maintenance	$18,505,078	$18,798,642	$18,826,709	$18,695,900
TOTAL	**$22,195,323**	**$22,700,493**	**$22,929,202**	**$23,011,470**

Remainder of the page is intentionally blank.

CAPITAL BUDGET

RENEWAL PROJECTS

Project Title	FY26-27 Budget
Check Valve Replacements	$30,000
Electrical Spare Parts	$175,000
Grounding/Surge Arrester Improvements and Repairs	$25,000
HRWTP Degasifier and Scrubber Evaluation	$75,000
HRWTP Generator Battery Replacement	$25,000
HRWTP Membrane Building MCC Air Conditioning System Replacement	$1,000,000
HRWTP HSP Building MCC Air Conditioning Replacement	$125,000
HRWTP Clearwell MCC Air Conditioning Replacement	$90,000
HRWTP Membrane Skid Replacement Parts	$150,000
HRWTP Misc. Electrical Improvements	$150,000
HRWTP SCADA Upgrade and Replacements	$90,000
HRWTP UPS System Upgrades	$50,000
Hydac Filter Parts	$130,000
Main Laboratory Equipment	$27,500
Pump And Motor Replacements	$200,000
Replacement and Spare PLC Unit	$120,000
Replacement and Spare Transformers	$100,000
Variable Frequency Drive Replacement	$225,000
Water Process Monitoring Equipment	$60,000
HRWPT Plant Lab Replacement Equipment	$25,000
Well BR-22 Improvements	$1,400,000
Well Screen Replacements	$200,000
Nano Membrane Replacements	$3,300,000
HRWTP Chemical Trench Improvements	$200,000
PBG Wellfield Fiberoptic Improvements	$175,000
HR Repump 36-inch Piping Modifications	$300,000
HRWTP Control Drawings	$110,000
	$8,557,500

NEW PROJECTS

Project Title	FY26-27 Budget
HRWTP Fuel Tank Walkway Addition	$250,000
	$250,000

THREE-YEAR - PLAN

By Project

Project Title	FY27-28 Budget	FY28-29 Budget	FY29-30 Budget
Check Valve Replacements	$30,000	$30,000	$30,000
Construction of High Service Pump MCC and Generator	$0	$0	$5,000,000
Electrical Spare Parts	$175,000	$175,000	$175,000
Forklift Addition	$70,000	$0	$0
Generator Replacements	$3,000,000	$3,000,000	$3,000,000
Grounding/Surge Arrester Improvements and Repairs	$25,000	$25,000	$25,000
Hood Road WTP Deep Injection Well MIT and Permit	$0	$0	$180,000
HRWTP Degasifier and Scrubber Evaluation	$7,000,000	$0	$0
HRWTP Generator Battery Replacement	$25,000	$25,000	$25,000
HRWTP LPRO Cartridge Filter and Feed Pump Addition	$0	$4,000,000	$0
HRWTP Membrane Skid Replacement Parts	$150,000	$150,000	$150,000
HRWTP Misc. Electrical Improvements	$150,000	$150,000	$150,000
HRWTP SCADA Upgrade and Replacements	$90,000	$90,000	$90,000
HRWTP UPS System Upgrades	$50,000	$50,000	$50,000
Hydac Filter Parts	$130,000	$130,000	$130,000
Main Laboratory Equipment	$27,500	$27,500	$27,500
Pump And Motor Replacements	$200,000	$200,000	$200,000
Replacement and Spare PLC Unit	$120,000	$120,000	$120,000
Replacement and Spare Transformers	$100,000	$100,000	$100,000
Surficial Aquifer Raw Water Well Replacement	$1,400,000	$0	$0
Variable Frequency Drive Replacement	$225,000	$225,000	$225,000
Water Process Monitoring Equipment	$60,000	$60,000	$60,000
HRWPT Plant Lab Replacement Equipment	$25,000	$25,000	$25,000
Well Screen Replacements	$200,000	$200,000	$200,000
	$13,252,500	**$8,782,500**	**$9,962,500**

By Expense

Object Name	FY27-28 Budget	FY28-29 Budget	FY29-30 Budget
Construction in Progress	$1,400,000	$4,000,000	$5,000,000
Machinery & Equipment	$11,762,500	$4,692,500	$4,872,500
Contingency	$90,000	$90,000	$90,000
	$13,252,500	**$8,782,500**	**$9,962,500**

WATER DISTRIBUTION

Seacoast Utility Authority
Fiscal Year 2026-2027 Annual
Department Budget Details

MISSION STATEMENT

The Water Distribution Department operates and maintains the Authority's 500 miles of water mains, 3,600 fire hydrants, 2,000 backflow prevention devices, and other related facilities.

OPERATING BUDGET

SUMMARY

	Actual FY2024-2025	Revised Budget FY2025-2026	Estimated FY2025-2026	Budget FY2026-2027
Personal Services	$2,083,285	$2,136,908	$2,079,731	$2,096,992
Operations and Maintenance	$797,187	$1,439,555	$1,230,331	$1,288,730
TOTAL	**$2,880,472**	**$3,576,463**	**$3,310,062**	**$3,385,722**

Visualization

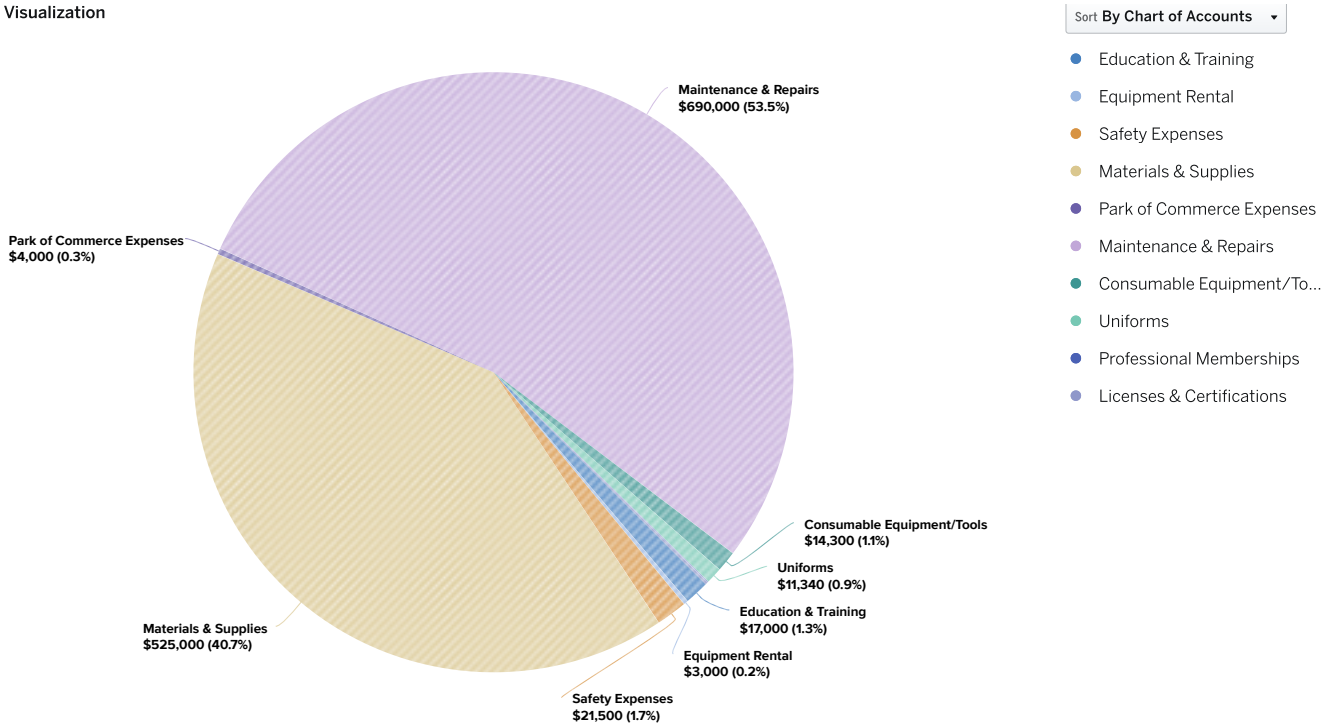

OPERATING COST DETAIL - BY ACCOUNT

	Budget FY2026-2027
Education & Training	$17,000
Equipment Rental	$3,000
Safety Expenses	$21,500
Materials & Supplies	$525,000
Park of Commerce Expenses	$4,000
Maintenance & Repairs	$690,000
Consumable Equipment/Tools	$14,300
Uniforms	$11,340
Professional Memberships	$540
Licenses & Certifications	$2,050
TOTAL	**$1,288,730**

OPERATING COST DETAIL - BY ACCOUNT WITH ITEMIZATIONS

Object Code Description	Itemization Description	Amount
Materials & Supplies	Lead free brass and ductile iron pipe, fittings, and valves; PVC pipe, fittings, and valves; backflow assembly parts and valves; meter lids	$525,000
Education & Training	Backflow certification	$3,000
Education & Training	FWPCOA short school	$3,000
Education & Training	CDL School	$8,000
Education & Training	Backflow repair certification	$3,000
Safety Expenses	Boots	$5,500
Safety Expenses	Safety apparel	$8,000
Safety Expenses	Safety equipment	$8,000
Uniforms	Supply and cleaning of uniforms	$9,000
Uniforms	T-shirt uniforms	$2,340
Professional Memberships	FWPCOA	$540
Maintenance & Repairs	O2730 - Emergency repairs requiring outside contractor assistance	$200,000
Maintenance & Repairs	O2731 - General maintenance performed by outside contractors	$100,000
Maintenance & Repairs	O2732 -Third-party fire hydrant maintenance	$175,000
Maintenance & Repairs	O2733 - Third-party backflow testing	$100,000
Maintenance & Repairs	O2734 - Fireline coatings	$115,000
Equipment Rental	Crane and miscellaneous equipment rental	$3,000
Consumable Equipment/Tools	Hydrant diffusers	$600
Consumable Equipment/Tools	Small hand and power tools	$6,200
Consumable Equipment/Tools	Backflow test kits	$2,500
Consumable Equipment/Tools	Truck tools	$5,000
Park of Commerce Expenses	Miscellaneous expenses associated private service maintenance	$4,000
Licenses & Certifications	Acquisition and renewal of DOT CDL licensed drivers	$1,000
Licenses & Certifications	Acquisition and renewal of FDEP licenses and certifications	$1,050
		$1,288,730

PERSONAL SERVICES - FTE SCHEDULE

Position Name	FY2026	FY2027
FTE		
DISTRIBUTION COORDINATOR	0	1
DISTRIBUTION FOREMAN	1	1
DISTRIBUTION MECHANIC	5	2
DISTRIBUTION SUPERINTENDENT	1	1
DISTRIBUTION SUPERVISOR	1	1
EQUIPMENT OPERATOR	1	0
WATER DISTRIBUTION OPERATOR	9	11
FTE	**18**	**17**

PERSONAL SERVICES COST DETAIL - BY ACCOUNT

Visualization

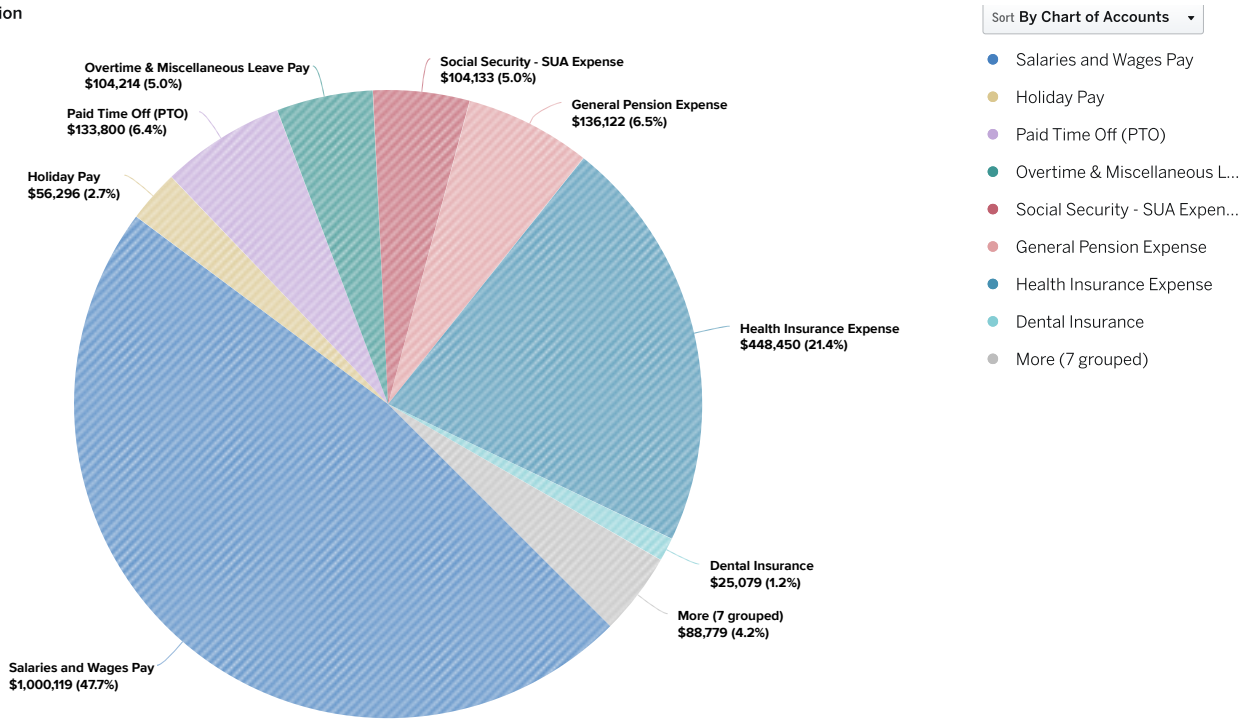

	Budget FY2026-2027
Salaries and Wages Pay	$1,000,119
Park of Commerce Pay	$12,700
Longevity Pay	$17,427
Holiday Pay	$56,296
Sick Leave Pay	$8,085
Paid Time Off (PTO)	$133,800
Overtime & Miscellaneous Leave Pay	$104,214
Overtime - Private System Maintenance	$6,200
Safety Program Pay	$1,152
Paid Time Off (PTO) Sold Pay	$21,227
Social Security - SUA Expense	$104,133
General Pension Expense	$136,122
Health Insurance Expense	$448,450
Dental Insurance	$25,079
Workers Compensation Insurance Expense	$21,988
TOTAL	**$2,096,992**

ANNUAL BUDGET WITH THREE-YEAR PLAN - SUMMARY

	Budget FY2026-2027	Budget FY2027-2028	Budget FY2028-2029	Budget FY2029-2030
Personal Services	$2,096,992	$2,227,883	$2,348,326	$2,476,692
Operations and Maintenance	$1,288,730	$1,321,490	$1,356,065	$1,386,940
TOTAL	**$3,385,722**	**$3,549,373**	**$3,704,391**	**$3,863,632**

CAPITAL BUDGET

RENEWAL PROJECTS

Project Title	FY26-27 Budget
AMR Meter Program	$150,000
Double Detector Check Fireline Replacement Program	$125,000
Fire Hydrant Replacement Program	$700,000
Valve Replacement Program	$125,000
Water Distribution Component Replacement	$800,000
Old Marsh Valve Replacements	$1,250,000
	$3,150,000

NEW PROJECTS

Project Title	FY26-27 Budget
Hydrant and Valve Exerciser	$20,000
	$20,000

THREE-YEAR PLAN

By Project

Project Title	FY27-28 Budget	FY28-29 Budget	FY29-30 Budget
AMR Meter Program	$600,000	$600,000	$600,000
Double Detector Check Fireline Replacement Program	$125,000	$125,000	$125,000
EMS Locator	$10,000	$0	$10,000
Fire Hydrant Replacement Program	$700,000	$700,000	$700,000
Hydrant and Valve Exerciser	$20,000	$20,000	$20,000
Valve Replacement Program	$125,000	$125,000	$125,000
Water Distribution Component Replacement	$800,000	$800,000	$800,000
	$2,380,000	**$2,370,000**	**$2,380,000**

By Expense

Object Name	FY27-28 Budget	FY28-29 Budget	FY29-30 Budget
Machinery & Equipment	$755,000	$745,000	$755,000
Construction in Progress	$825,000	$825,000	$825,000
Contingency	$800,000	$800,000	$800,000
	$2,380,000	**$2,370,000**	**$2,380,000**

Remainder of the page is intentionally blank.

WASTEWATER TREATMENT

Seacoast Utility Authority
Fiscal Year 2026-2027 Annual
Department Budget Details

MISSION STATEMENT

The Authority's award-winning, state-of-the-art 12.0 MGD PGA Regional Water Reclamation facility incorporates the latest in pollution control and water recycling technology, delivering reclaimed irrigation quality water that protects area wetlands, buffers against saltwater intrusion, and reduces the demand for natural resource water.

OPERATING BUDGET

SUMMARY

	Actual FY2024-2025	Revised Budget FY2025-2026	Estimated FY2025-2026	Budget FY2026-2027
Personal Services	$2,538,951	$2,665,560	$2,641,201	$2,716,176
Operations and Maintenance	$3,712,559	$3,504,539	$2,904,059	$3,385,750
TOTAL	**$6,251,510**	**$6,170,099**	**$5,545,260**	**$6,101,926**

Visualization

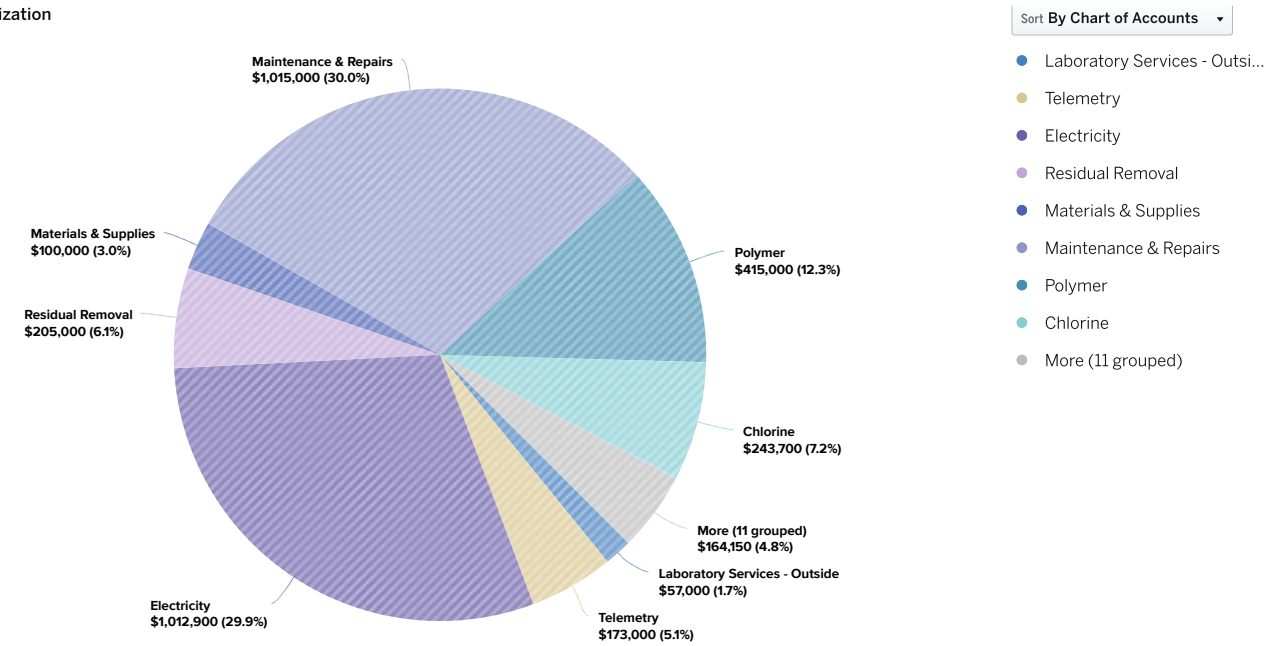

OPERATING COST DETAIL - BY ACCOUNT

	Budget FY2026-2027
Laboratory Services - Outside	$57,000
Other Contractual Services	$25,000
Education & Training	$13,700
Telemetry	$173,000
Electricity	$1,012,900
Residual Removal	$205,000
Equipment Rental	$25,000
Safety Expenses	$14,700
Materials & Supplies	$100,000
Maintenance & Repairs	$1,015,000
Consumable Equipment/Tools	$5,000
Lab Chemicals	$50,000
Polymer	$415,000
Chlorine	$243,700
Hypochlorite	$8,000
Uniforms	$12,800
Professional Memberships	$500
Subscriptions/Technical Publications	$600
Licenses & Certifications	$8,850
TOTAL	**$3,385,750**

Remainder of the page is intentionally blank.

OPERATING COST DETAIL - BY ACCOUNT WITH ITEMIZATIONS

Object Code Description	Itemization Description	Amount
Uniforms	Supply and cleaning of uniforms	$10,800
Uniforms	T-shirt uniforms	$2,000
Safety Expenses	Boots	$4,500
Safety Expenses	Safety apparel	$2,500
Safety Expenses	Safety equipment	$7,700
Equipment Rental	Factory service/equipment rental contract for odor control equipment	$13,000
Equipment Rental	Miscellaneous equipment rental	$12,000
Electricity	Power cost for PGAWWTP	$1,012,900
Other Contractual Services	Electrical load study and ARC flash maintenance	$25,000
Polymer	Estimated cost for polymer usage at the PGA wastewater facility	$415,000
Subscriptions/Technical Publications	Miscellaneous subscriptions	$600
Lab Chemicals	Laboratory chemicals used for process control and regulatory testing	$50,000
Residual Removal	Removal of GRIT by trash hauler	$205,000
Consumable Equipment/Tools	Estimated cost to replace small hand and power tools	$5,000
Hypochlorite	Estimated cost for liquid hypochlorite for secondary reclaimed water disinfection at PGA wastewater facility	$8,000
Laboratory Services - Outside	Influent and effluent analysis outside services	$52,000
Laboratory Services - Outside	Laboratory audit for NELAC quality control requirements	$5,000
Maintenance & Repairs	O2735 - Electric motor repairs	$35,000
Maintenance & Repairs	O2736 - Pump repairs and rebuilds	$50,000
Maintenance & Repairs	O2737 - Valve maintenance	$21,000
Maintenance & Repairs	O2738 - Filter media replacement	$30,000
Maintenance & Repairs	O2739 - Blower repair	$60,000
Maintenance & Repairs	O2740 - Overhaul of the mechanical structure of reclaimed water filters	$10,000
Maintenance & Repairs	O2741 - Service on pure water system	$10,000
Maintenance & Repairs	O2742 - Turbo blower annual maintenance contract	$20,000
Maintenance & Repairs	O2743 - Emergency repairs	$320,000
Maintenance & Repairs	Other general maintenance	$25,000
Maintenance & Repairs	O2745 - City Works software annual licensing cost and support	$12,000
Maintenance & Repairs	O2744 - Generator maintenance	$100,000
Maintenance & Repairs	O2746 - Coating of concentrate pump stations	$90,000
Maintenance & Repairs	O2747 - Coating of the sludge trailer canopy	$195,000
Maintenance & Repairs	O2748 - Maintenance on clarifier cleaning equipment	$16,000
Maintenance & Repairs	O2749 - Pond cleaning	$21,000
Materials & Supplies	Cost to replace miscellaneous valves, building supplies, cleaning supplies, electrical and mechanical parts, and meters	$100,000
Licenses & Certifications	Industrial pretreatment	$1,000
Licenses & Certifications	NPDES permit	$1,750
Licenses & Certifications	Operator exams/CDL License	$600
Licenses & Certifications	Operator license renewal (every 2 years on the odd year)	$1,200
Licenses & Certifications	Palm Beach County Health Department fees and licenses	$2,800
Licenses & Certifications	PGA lab certification	$1,000
Licenses & Certifications	Stormwater permit renewal	$500
Education & Training	Exam review	$1,000
Education & Training	FWPCOA annual short school	$3,000
Education & Training	Motor/Pump training	$2,500
Education & Training	Tuition reimbursement	$2,000
Education & Training	FWRC	$2,700
Education & Training	FSAWWA conference	$2,500
Telemetry	Calibration of plant and air flow meters, and control loops	$35,000
Telemetry	SCADA programming services, including HachWIMS license	$100,000
Telemetry	SCADA software annual licensing cost	$8,000
Telemetry	Service and repair cost at plant and outside telemetry units	$20,000
Telemetry	Verizon cell service for Reclaimed Water Metering Stations	$10,000
Professional Memberships	FSEA	$50
Professional Memberships	FWPCOA (15 @ $30 each)	$450

Object Code Description	Itemization Description	Amount
Chlorine	Estimated cost for liquid chlorine usage	$243,700
		$3,385,750

PERSONAL SERVICES - FTE SCHEDULE

Position Name	FY2026	FY2027
FTE		
ASSISTANT CHIEF OPERATOR	1	1
ELECTRICIAN	1	1
LABORATORY ANALYST	1	1
WASTEWATER CHIEF OPERATOR	1	1
WASTEWATER PLANT MECHANIC II	1	1
WASTEWATER PLANT OPERATOR A	4	3
WASTEWATER PLANT OPERATOR B	1	1
WASTEWATER PLANT OPERATOR C	4	5
WASTEWATER PLANT TRAINEE	2	2
WATER RECLAMATION TECHNICIAN	1	1
FTE	**17**	**17**

Remainder of the page is intentionally blank.

PERSONAL SERVICES COST DETAIL - BY ACCOUNT

Visualization

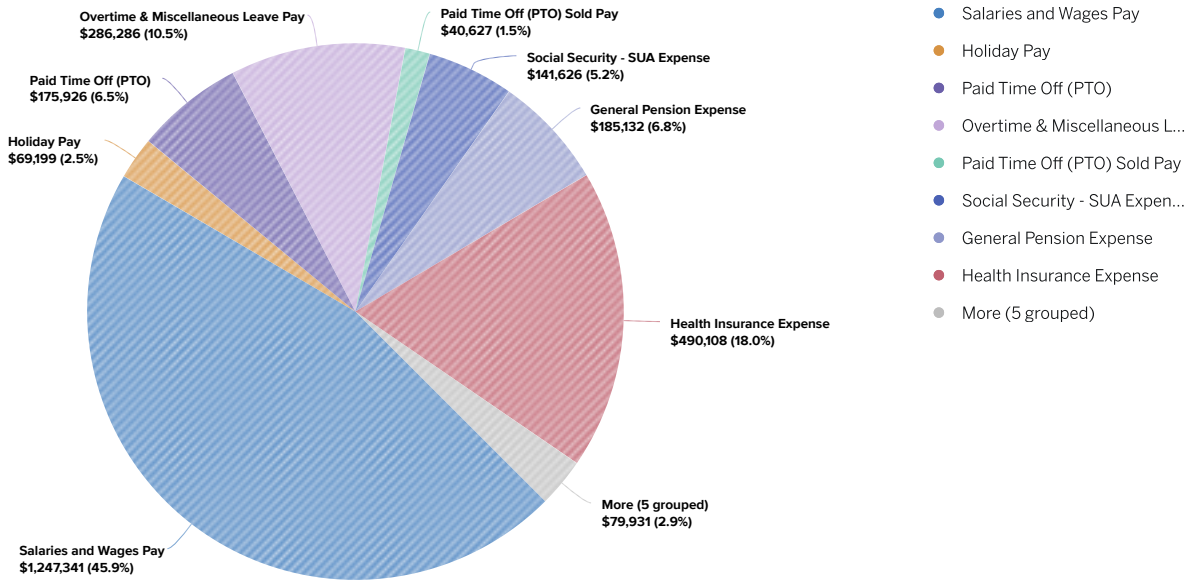

	Budget FY2026-2027
Salaries and Wages Pay	$1,247,341
Longevity Pay	$24,458
Holiday Pay	$69,199
Sick Leave Pay	$6,261
Paid Time Off (PTO)	$175,926
Overtime & Miscellaneous Leave Pay	$286,286
Safety Program Pay	$1,224
Paid Time Off (PTO) Sold Pay	$40,627
Social Security - SUA Expense	$141,626
General Pension Expense	$185,132
Health Insurance Expense	$490,108
Dental Insurance	$25,424
Workers Compensation Insurance Expense	$22,564
TOTAL	**$2,716,176**

ANNUAL BUDGET WITH THREE-YEAR PLAN - SUMMARY

	Budget FY2026-2027	Budget FY2027-2028	Budget FY2028-2029	Budget FY2029-2030
Personal Services	$2,716,176	$2,875,098	$3,024,282	$3,182,825
Operations and Maintenance	$3,385,750	$3,442,550	$3,531,300	$3,639,300
TOTAL	**$6,101,926**	**$6,317,648**	**$6,555,582**	**$6,822,125**

CAPITAL BUDGET

RENEWAL PROJECTS

Project Title	FY26-27 Budget
Electrical Supplies	$200,000
Lab Rehabilitation and Equipment Replacement	$30,000
Motor Replacements	$150,000
Reclaimed Water and Process Meter Replacements	$100,000
Reclaimed Water Metering Station Improvements	$300,000
Sludge Hauling Trailers	$100,000
Treatment Pump Replacements	$225,000
Waste Water Treatment Plant Permit Renewal	$100,000
Actuator Replacements	$90,000
PGA WWTP Anoxic Basin Improvements	$3,500,000
PGA WWTP Sludge Recycle Pump Station Replacement	$1,500,000
PGA WWTP Reclaimed Water Intake Structure Improvements	$200,000
PGA WWTP 750 kW Generator Replacement	$1,700,000
PGA WWTP Administration Building Replacement Study	$150,000
PGAWWTP Tractor Replacement	$185,000
	$8,530,000

THREE-YEAR PLAN

By Project

Project Title	FY27-28 Budget	FY28-29 Budget	FY29-30 Budget
Aeration Basin Air Piping Replacement	$0	$2,000,000	$0
Clarifier Walkways	$1,500,000	$0	$0
Concentrate Pump No. 3 Replacement	$300,000	$0	$0
DIW Permit Renewal / MIT	$0	$0	$250,000
Electrical Supplies	$200,000	$200,000	$200,000
Lab Rehabilitation and Equipment Replacement	$30,000	$30,000	$30,000
Motor Replacements	$150,000	$150,000	$150,000
PGA WWTP MCC Building	$1,250,000	$6,000,000	$0
Reclaimed Water and Process Meter Replacements	$100,000	$100,000	$100,000
Reclaimed Water Metering Station Improvements	$40,000	$40,000	$40,000
Sludge Hauling Trailers	$100,000	$0	$0
Treatment Pump Replacements	$225,000	$225,000	$225,000
Actuator Replacements	$90,000	$90,000	$0
PGA WWTP Administration Building Replacement Study	$1,500,000	$7,500,000	$0
	$5,485,000	**$16,335,000**	**$995,000**

By Expense

Object Name	FY27-28 Budget	FY28-29 Budget	FY29-30 Budget
Machinery & Equipment	$845,000	$745,000	$995,000
Construction in Progress	$4,640,000	$15,590,000	$0
	$5,485,000	**$16,335,000**	**$995,000**

WASTEWATER COLLECTION

Seacoast Utility Authority
Fiscal Year 2026-2027 Annual
Department Budget Details

MISSION STATEMENT

The Wastewater Collection Department operates and maintains the Authority's 285 miles of gravity sewer pipelines and more than 150 pumping stations.

OPERATING BUDGET

SUMMARY

	Actual FY2024-2025	Revised Budget FY2025-2026	Estimated FY2025-2026	Budget FY2026-2027
Personal Services	$1,936,018	$2,107,772	$2,026,156	$1,692,779
Operations and Maintenance	$1,419,651	$2,085,589	$1,570,241	$2,161,210
TOTAL	**$3,355,669**	**$4,193,361**	**$3,596,397**	**$3,853,989**

Visualization

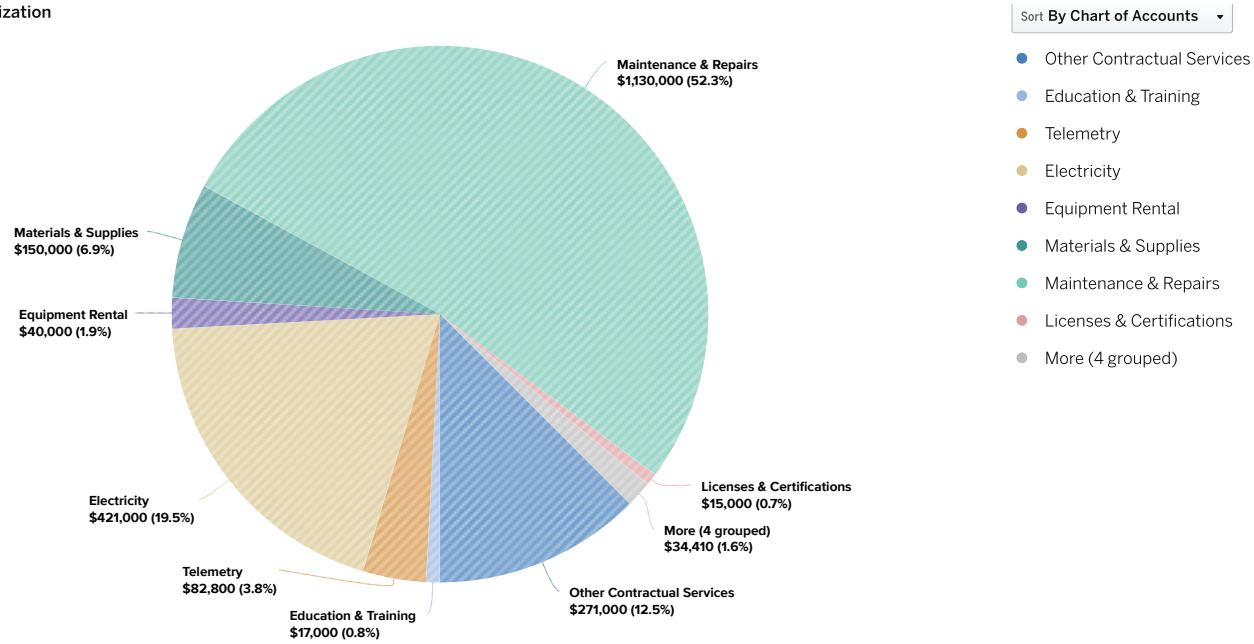

OPERATING COST DETAIL - BY ACCOUNT

	Budget FY2026-2027
Other Contractual Services	$271,000
Education & Training	$17,000
Telemetry	$82,800
Electricity	$421,000
Equipment Rental	$40,000
Safety Expenses	$14,550
Materials & Supplies	$150,000
Maintenance & Repairs	$1,130,000
Consumable Equipment/Tools	$9,600
Uniforms	$9,750
Professional Memberships	$510
Licenses & Certifications	$15,000
TOTAL	**$2,161,210**

Remainder of the page is intentionally blank.

OPERATING COST DETAIL - BY ACCOUNT WITH ITEMIZATIONS

Object Code Description	Itemization Description	Amount
Materials & Supplies	Purchase of pipe, fittings, concrete, asphalt, sod, electrical supplies, hardware and tapes	$150,000
Consumable Equipment/Tools	Small hand and power tools	$5,000
Consumable Equipment/Tools	Traffic cones and barricades	$1,600
Consumable Equipment/Tools	Vac truck accessories	$3,000
Equipment Rental	Estimated cost of emergency repair equipment, including pumps, cranes, and excavating equipment	$40,000
Other Contractual Services	Annual lift station odor control contract	$76,000
Other Contractual Services	Plumbing fees for cleaning sewer laterals past property line	$30,000
Other Contractual Services	SCADA programming and professional services	$75,000
Other Contractual Services	Sewer back ups	$35,000
Other Contractual Services	Verizon cell service for collection system lift stations	$55,000
Safety Expenses	Boots	$4,500
Safety Expenses	Safety apparel	$3,200
Safety Expenses	Safety equipment	$6,850
Telemetry	Miscellaneous software license renewals	$5,500
Telemetry	Repair costs for telemetry equipment	$70,000
Telemetry	VTSCADA license renewal	$7,300
Licenses & Certifications	CDL licenses	$15,000
Professional Memberships	FWPCOA (13 @ $30 each)	$390
Professional Memberships	Instrumentation Group	$120
Uniforms	Supply and cleaning of uniforms	$7,700
Uniforms	T-shirt uniforms	$2,050
Electricity	Estimated electrical cost for sewage collection and supplemental wells	$421,000
Maintenance & Repairs	O2751 - PM maintenance contract for service and minor repairs to fixed and portable generators	$120,000
Maintenance & Repairs	O2752 - Lift station painting	$150,000
Maintenance & Repairs	O2754 - Outside repair of pumps, panels, emergency equipment, concrete, and roadways	$275,000
Maintenance & Repairs	O2756 - Emergency repairs requiring outside contractor assistance	$250,000
Maintenance & Repairs	O2753 - Fence repair	$80,000
Maintenance & Repairs	O2755 - Lift station and sewer hole rehabilitation	$100,000
Maintenance & Repairs	Other general repairs and maintenance	$5,000
Maintenance & Repairs	O2750 - Lift station pressure washing	$150,000
Education & Training	FWPCOA annual short school	$1,550
Education & Training	General electric safety training	$2,400
Education & Training	Introduction to electrical maintenance	$2,550
Education & Training	VTSCADA training	$8,000
Education & Training	Various other seminars	$2,500
		$2,161,210

PERSONAL SERVICES - FTE SCHEDULE

Position Name	FY2026	FY2027
FTE		
COLLECTION SUPERINTENDENT	1	1
COLLECTION SUPERVISOR	1	1
COLLECTION TECHNICIAN	10	10
CONSTRUCTION MAINTENANCE COORDINATOR	1	0
EQUIPMENT OPERATOR	1	0
INSTRUMENTATION & SCADA TECHNICIAN I	1	1
MAINTENANCE/CONSTRUCTION MECHANIC	2	0
FTE	**17**	**13**

PERSONAL SERVICES COST DETAIL - BY ACCOUNT

Visualization

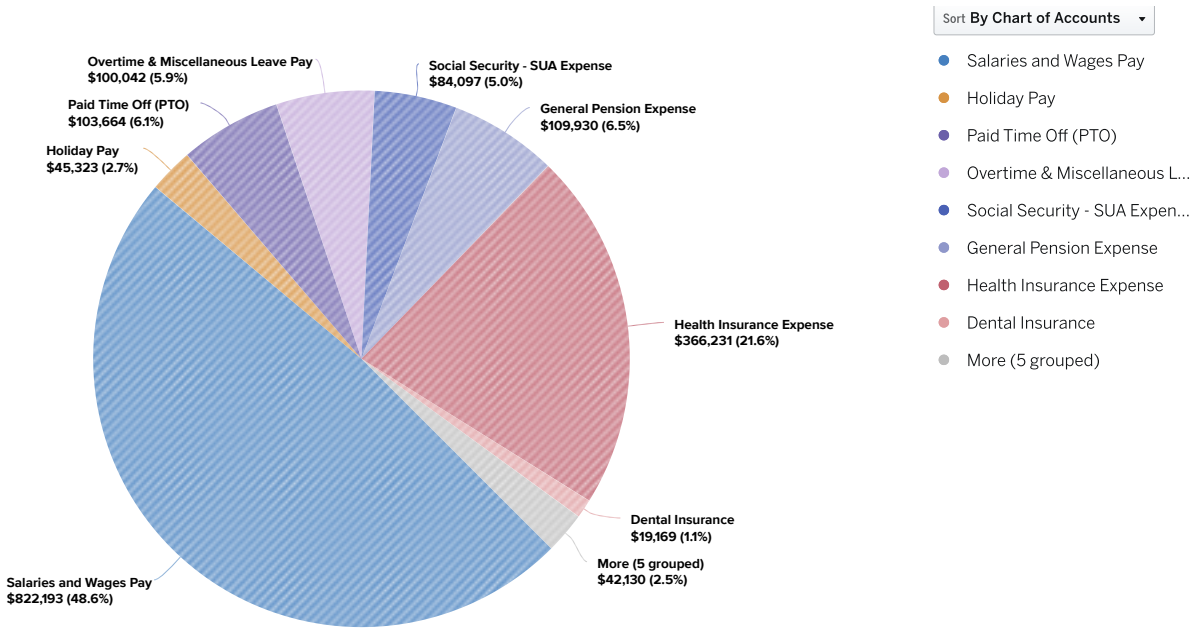

	Budget FY2026-2027
Salaries and Wages Pay	$822,193
Longevity Pay	$13,496
Holiday Pay	$45,323
Sick Leave Pay	$1,285
Paid Time Off (PTO)	$103,664
Overtime & Miscellaneous Leave Pay	$100,042
Safety Program Pay	$936
Paid Time Off (PTO) Sold Pay	$12,363
Social Security - SUA Expense	$84,097
General Pension Expense	$109,930
Health Insurance Expense	$366,231
Dental Insurance	$19,169
Workers Compensation Insurance Expense	$14,050
TOTAL	**$1,692,779**

ANNUAL BUDGET WITH THREE-YEAR PLAN - SUMMARY

	Budget FY2026-2027	Budget FY2027-2028	Budget FY2028-2029	Budget FY2029-2030
Personal Services	$1,692,779	$1,797,217	$1,894,619	$1,998,452
Operations and Maintenance	$2,161,210	$2,180,810	$2,162,860	$2,193,560
TOTAL	**$3,853,989**	**$3,978,027**	**$4,057,479**	**$4,192,012**

CAPITAL BUDGET

RENEWAL PROJECTS

Project Title	FY26-27 Budget
Flush Valve Replacements	$60,000
Lift Station 36 Force Main Replacement	$2,500,000
Lift Station 1 Site Improvements	$1,250,000
ARV Replacement	$50,000
Annual Sewer Lining and Rehabilitation	$900,000
Annual Lateral Lining and Rehabilitation	$350,000
Collection Pump Replacements	$250,000
Electrical Spare Parts	$80,000
Lift Station Check Valve Replacements	$60,000
Lift Station Site/Electrical Improvements	$1,200,000
Portable Generator Replacement	$300,000
Telemetry Communication Improvements	$60,000
Wastewater Collections System Replacements	$275,000
Wet Well/Manhole Rehabilitation	$100,000
Truck Mounted Jetter	$120,000
Lift Station 2 Structural and Standby Power Improvements	$1,750,000
Lift Station 54 Force Main Replacement, Phase 2 - Prosperity to A1A	$1,000,000
Lift Station 1 Force Main Replacement	$1,000,000
	$11,305,000

NEW PROJECTS

Project Title	FY26-27 Budget
Cleanout Program	$420,000
Lift Station 78 Driveway Improvements	$100,000
	$520,000

THREE-YEAR PLAN

By Project

Project Title	FY27-28 Budget	FY28-29 Budget	FY29-30 Budget
Flush Valve Replacements	$60,000	$60,000	$60,000
ARV Replacement	$50,000	$50,000	$50,000
Annual Sewer Lining and Rehabilitation	$750,000	$750,000	$750,000
Annual Lateral Lining and Rehabilitation	$350,000	$350,000	$350,000
Cleanout Program	$420,000	$420,000	$420,000
Collection Pump Replacements	$250,000	$250,000	$250,000
Electrical Spare Parts	$80,000	$80,000	$80,000
Lift Station Check Valve Replacements	$60,000	$65,000	$65,000
Lift Station Site/Electrical Improvements	$1,200,000	$1,200,000	$1,200,000
Portable Generator Replacement	$300,000	$300,000	$300,000
Telemetry Communication Improvements	$60,000	$60,000	$60,000
Vac Truck Replacement	$0	$0	$900,000
Wastewater Collections System Replacements	$275,000	$275,000	$275,000
Wet Well/Manhole Rehabilitation	$100,000	$100,000	$100,000
Lift Station 54 Force Main Replacement, Phase 2 - Prosperity to A1A	$5,500,000	$0	$0
Lift Station 1 Force Main Replacement	$5,000,000	$0	$0
	$14,455,000	**$3,960,000**	**$4,860,000**

By Expense

Object Name	FY27-28 Budget	FY28-29 Budget	FY29-30 Budget
Contingency	$275,000	$275,000	$275,000
Vehicles	$0	$0	$900,000
Machinery & Equipment	$2,000,000	$2,000,000	$2,000,000
Construction in Progress	$12,180,000	$1,685,000	$1,685,000
	$14,455,000	**$3,960,000**	**$4,860,000**

Remainder of the page is intentionally blank.

CONSTRUCTION/MAINTENANCE

Seacoast Utility Authority
Fiscal Year 2026-2027 Annual
Department Budget Details

MISSION STATEMENT

Beginning FY26-27, Construction/Maintenance activities will be accounted for separately; therefore, historical amounts are not available. The newly established department performs major repairs and capital upgrades to the Authority's water distribution and wastewater collection systems that would otherwise have been contracted out. Thus, giving the Authority greater control over schedule, cost, and quality on critical infrastructure projects.

OPERATING BUDGET

SUMMARY

	Actual FY2024-2025	Revised Budget FY2025-2026	Estimated FY2025-2026	Budget FY2026-2027
Personal Services	$0	$0	$0	$918,669
Operations and Maintenance	$0	$0	$0	$201,480
TOTAL	**$0**	**$0**	**$0**	**$1,120,149**

Visualization

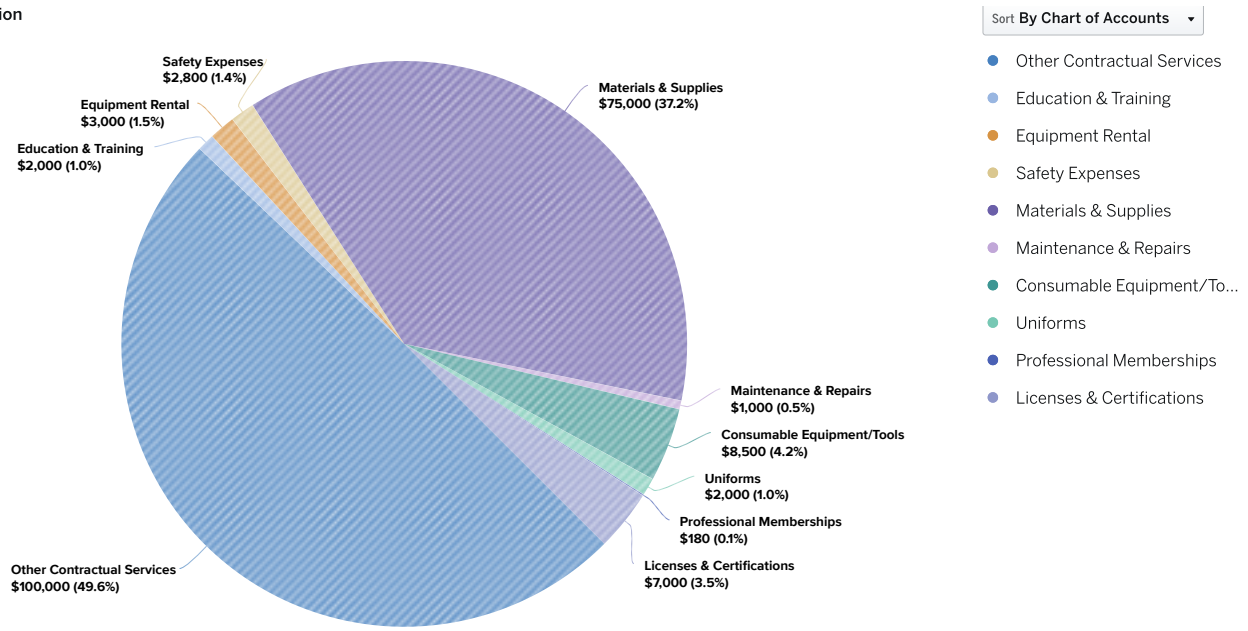

OPERATING COST DETAIL - BY ACCOUNT

	Budget FY2026-2027
Other Contractual Services	$100,000
Education & Training	$2,000
Equipment Rental	$3,000
Safety Expenses	$2,800
Materials & Supplies	$75,000
Maintenance & Repairs	$1,000
Consumable Equipment/Tools	$8,500
Uniforms	$2,000
Professional Memberships	$180
Licenses & Certifications	$7,000
TOTAL	**$201,480**

OPERATING COST DETAIL - BY ACCOUNT WITH ITEMIZATIONS

Object Code Description	Itemization Description	Amount
Consumable Equipment/Tools	Small hand and power tools	$7,000
Consumable Equipment/Tools	Traffic cones and barricades	$1,500
Professional Memberships	FWPCOA (6 @ $30 each)	$180
Materials & Supplies	Purchase of saws, blades, concrete, asphalt, construction supplies, hardware, and tapes	$75,000
Equipment Rental	Miscellaneous equipment rental	$3,000
Safety Expenses	Boots	$1,200
Safety Expenses	Safety apparel	$800
Safety Expenses	Safety equipment	$800
Other Contractual Services	Landscaping for clearing trees and replacing plants	$10,000
Other Contractual Services	Asphalt repair work	$50,000
Other Contractual Services	Traffic maintenance services	$20,000
Other Contractual Services	Sodding	$20,000
Education & Training	Miscellaneous construction conferences	$2,000
Uniforms	Supply and cleaning of uniforms	$1,000
Uniforms	T-shirt uniforms	$1,000
Maintenance & Repairs	Other general repairs and maintenance	$1,000
Licenses & Certifications	CDL licenses	$7,000
		$201,480

PERSONAL SERVICES - FTE SCHEDULE

Position Name	FY2027
FTE	
CONSTRUCTION MAINTENANCE COORDINATOR	1
EQUIPMENT OPERATOR	2
MAINTENANCE/CONSTRUCTION MECHANIC	3
FTE	**6**

PERSONAL SERVICES COST DETAIL - BY ACCOUNT

Visualization

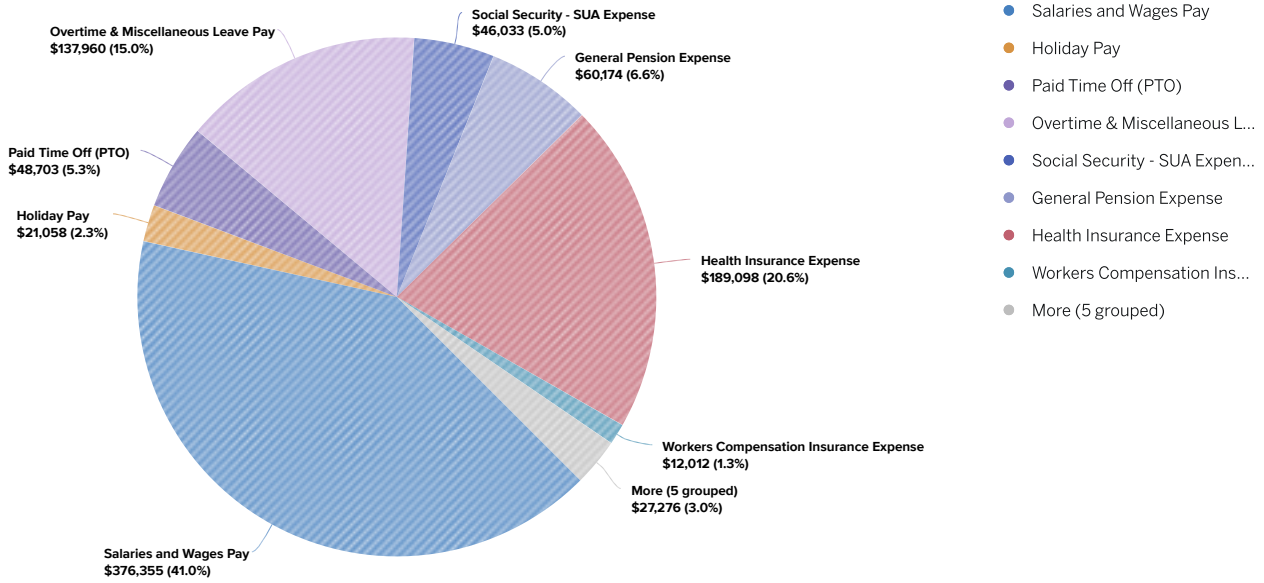

	Budget FY2026-2027
Salaries and Wages Pay	$376,355
Longevity Pay	$4,542
Holiday Pay	$21,058
Sick Leave Pay	$972
Paid Time Off (PTO)	$48,703
Overtime & Miscellaneous Leave Pay	$137,960
Safety Program Pay	$432
Paid Time Off (PTO) Sold Pay	$11,719
Social Security - SUA Expense	$46,033
General Pension Expense	$60,174
Health Insurance Expense	$189,098
Dental Insurance	$9,611
Workers Compensation Insurance Expense	$12,012
TOTAL	**$918,669**

ANNUAL BUDGET WITH THREE-YEAR PLAN - SUMMARY

	Budget FY2026-2027	Budget FY2027-2028	Budget FY2028-2029	Budget FY2029-2030
Personal Services	$918,669	$976,140	$1,028,407	$1,084,073
Operations and Maintenance	$201,480	$194,480	$201,480	$194,480
TOTAL	**$1,120,149**	**$1,170,620**	**$1,229,887**	**$1,278,553**

CAPITAL BUDGET

This Department's primary function is maintenance, thus there are no capital items budgeted.

Remainder of the page is intentionally blank.

UTILITY SERVICES

Seacoast Utility Authority
Fiscal Year 2026-2027 Annual
Department Budget Details

MISSION STATEMENT

The Utility Services Department encompasses the Fleet Services and General Maintenance Divisions. The Fleet Services Division is responsible for vehicle and equipment maintenance, accident management, vehicle telematics, and fuel management. General Maintenance provides repair services, preventive maintenance, and other general needs for all Authority grounds and facilities.

OPERATING BUDGET

SUMMARY

	Actual FY2024-2025	Revised Budget FY2025-2026	Estimated FY2025-2026	Budget FY2026-2027
Personal Services	$857,785	$927,109	$909,712	$1,007,902
Operations and Maintenance	$857,759	$1,075,718	$966,418	$1,302,220
TOTAL	**$1,715,544**	**$2,002,827**	**$1,876,130**	**$2,310,122**

Visualization

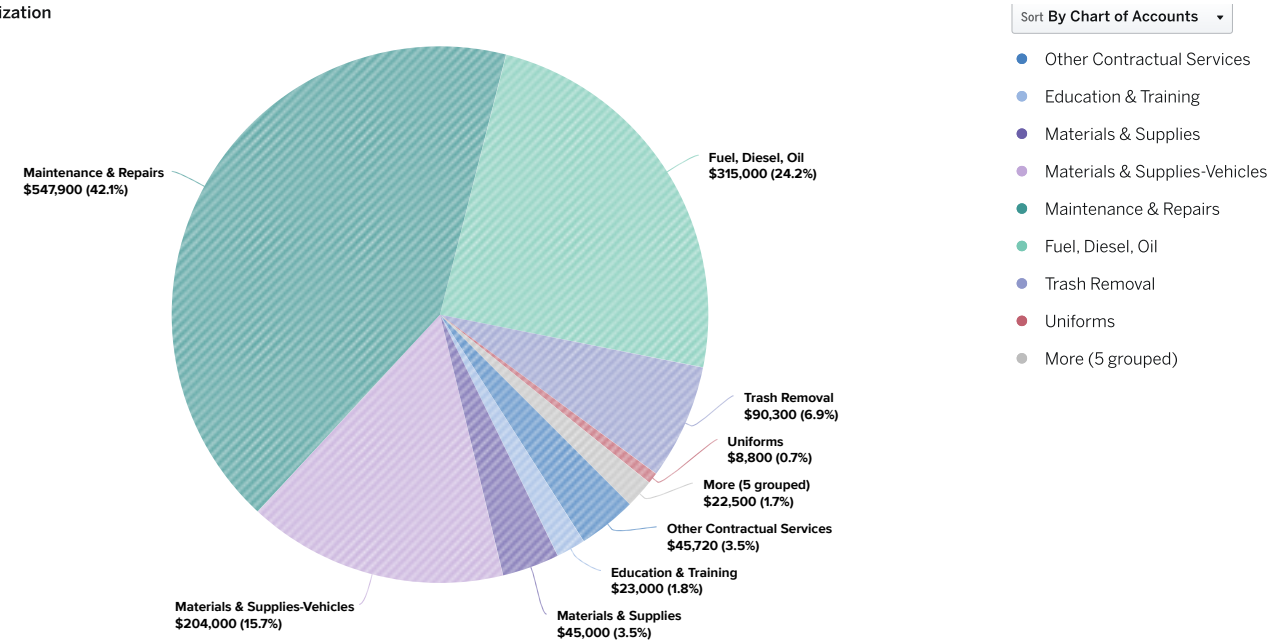

OPERATING COST DETAIL - BY ACCOUNT

	Budget FY2026-2027
Other Contractual Services	$45,720
Education & Training	$23,000
Equipment Rental	$8,000
Safety Expenses	$5,800
Materials & Supplies	$45,000
Materials & Supplies-Vehicles	$204,000
Maintenance & Repairs	$547,900
Fuel, Diesel, Oil	$315,000
Consumable Equipment/Tools	$6,000
Trash Removal	$90,300
Uniforms	$8,800
Subscriptions/Technical Publications	$1,500
Licenses & Certifications	$1,200
TOTAL	**$1,302,220**

Remainder of the page is intentionally blank.

OPERATING COST DETAIL - BY ACCOUNT WITH ITEMIZATIONS

Object Code Description	Itemization Description	Amount
Materials & Supplies-Vehicles	Labor and repairs for vehicles and equipment by outside contractors	$50,000
Materials & Supplies-Vehicles	Materials and supplies for vehicles/equipment repairs and maintenance done in-house	$150,000
Materials & Supplies-Vehicles	Car wash supplies	$4,000
Uniforms	Supply and cleaning of uniforms	$7,000
Uniforms	T-shirt uniforms	$1,800
Materials & Supplies	Materials for maintaining roads at Hood Road Wellfield and all the water/wastewater easements	$42,000
Materials & Supplies	Materials and supplies for maintenance and repairs of the Administration Complex buildings and other buildings	$3,000
Maintenance & Repairs	A/C maintenance and repair for all Authority properties	$20,000
Maintenance & Repairs	Elevator maintenance and monitoring	$3,000
Maintenance & Repairs	Landscape service to all sites: additional service for easements and lift stations	$220,000
Maintenance & Repairs	Repairs and services to maintain Authority buildings and grounds	$50,000
Maintenance & Repairs	Repairs and services to maintain Authority equipment	$12,000
Maintenance & Repairs	A/C Control software and system maintenance	$2,900
Maintenance & Repairs	Painting of and repairs to the admin complex buildings	$200,000
Maintenance & Repairs	Pressure washing of facilities	$20,000
Maintenance & Repairs	Emergency repairs to A/C systems	$20,000
Consumable Equipment/Tools	Annual automotive software updates	$800
Consumable Equipment/Tools	Tools	$5,200
Equipment Rental	General equipment rental	$5,000
Equipment Rental	Various rentals for maintenance/repairs for all easements, ponds, and canal banks	$3,000
Trash Removal	Construction waste	$14,500
Trash Removal	Hazardous waste	$5,000
Trash Removal	SUA complex trash/recycle removal less GRIT at PGA WWTP	$55,800
Trash Removal	SWA annual disposal assessment	$15,000
Safety Expenses	Boots	$1,800
Safety Expenses	Safety apparel	$2,000
Safety Expenses	Safety equipment	$2,000
Education & Training	Electrical Training (Virtual)	$8,000
Education & Training	Crane Certification and Recertification	$15,000
Fuel, Diesel, Oil	Equipment	$25,000
Fuel, Diesel, Oil	Generators	$60,000
Fuel, Diesel, Oil	Vehicles/Trucks	$230,000
Other Contractual Services	Pest control	$7,300
Other Contractual Services	Security system	$3,600
Other Contractual Services	Annual Manager Plus subscription	$7,520
Other Contractual Services	Reveal tracking for fleet vehicles and generators	$22,800
Other Contractual Services	Access control software annual subscription	$4,500
Subscriptions/Technical Publications	ALLDATA Repair- all makes and data subscription	$1,500
Licenses & Certifications	CDL license renewals	$1,200
		$1,302,220

PERSONAL SERVICES - FTE SCHEDULE

Position Name	FY2026	FY2027
FTE		
FLEET MAINTENANCE MECHANIC	2	2
FLEET SERVICE SUPERVISOR	1	1
GENERAL MAINTENANCE MECHANIC	3	3
GENERAL MAINTENANCE SUPERVISOR	1	1
UTILITY SERVICES MANAGER	1	1
FTE	**8**	**8**

PERSONAL SERVICES COST DETAIL - BY ACCOUNT

Visualization

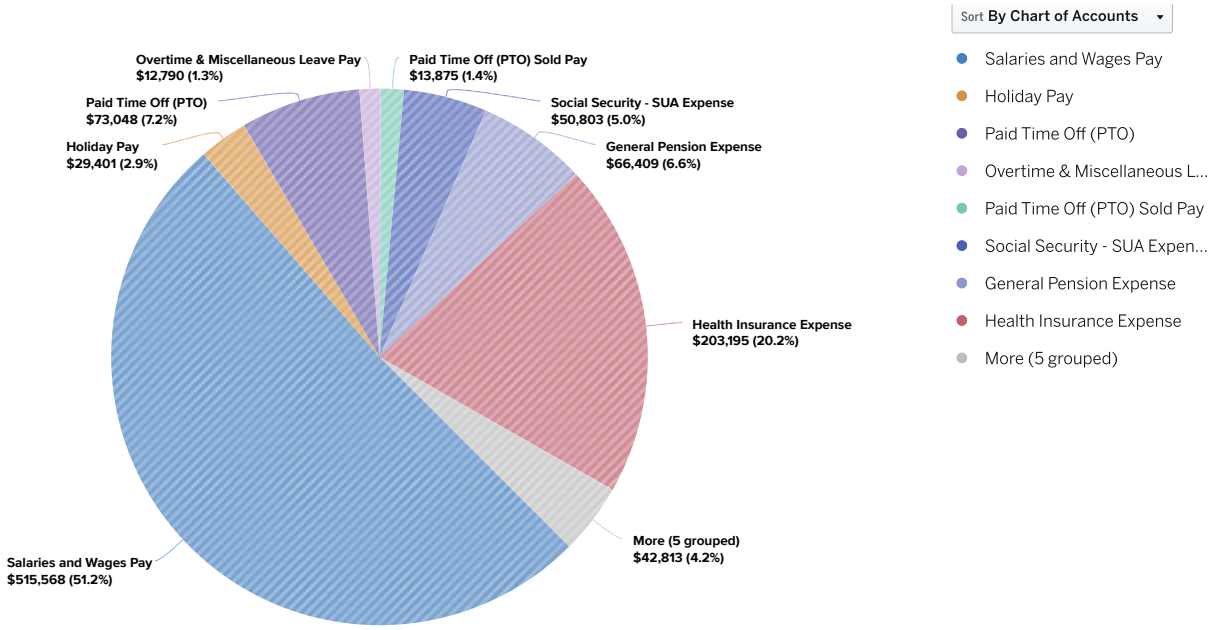

	Budget FY2026-2027
Salaries and Wages Pay	$515,568
Longevity Pay	$12,617
Holiday Pay	$29,401
Sick Leave Pay	$6,211
Paid Time Off (PTO)	$73,048
Overtime & Miscellaneous Leave Pay	$12,790
Safety Program Pay	$576
Paid Time Off (PTO) Sold Pay	$13,875
Social Security - SUA Expense	$50,803
General Pension Expense	$66,409
Health Insurance Expense	$203,195
Dental Insurance	$11,090
Workers Compensation Insurance Expense	$12,319

	Budget FY2026-2027
TOTAL	**$1,007,902**

ANNUAL BUDGET WITH THREE-YEAR PLAN - SUMMARY

	Budget FY2026-2027	Budget FY2027-2028	Budget FY2028-2029	Budget FY2029-2030
Personal Services	$1,007,902	$1,068,662	$1,125,621	$1,186,265
Operations and Maintenance	$1,302,220	$1,112,550	$1,149,475	$1,189,680
TOTAL	**$2,310,122**	**$2,181,212**	**$2,275,096**	**$2,375,945**

CAPITAL BUDGET

RENEWAL PROJECTS

Project Title	FY26-27 Budget
Renovations to Buildings Exterior and Structure	$50,000
Vehicle Replacements	$675,000
Dump Truck Replacements	$220,000
Forklift Replacement	$70,000
	$1,015,000

THREE-YEAR - PLAN

By Project

Project Title	FY28 Budget	FY29 Budget	FY30 Budget
Renovations to Buildings Exterior and Structure	$50,000	$50,000	$50,000
Vehicle Replacements	$650,000	$650,000	$650,000
	$700,000	**$700,000**	**$700,000**

By Expense

Object Name	FY28 Budget	FY29 Budget	FY30 Budget
Construction in Progress	$50,000	$50,000	$50,000
Vehicles	$650,000	$650,000	$650,000
	$700,000	**$700,000**	**$700,000**

GENERAL AND ADMINISTRATIVE

Seacoast Utility Authority
Fiscal Year 2026-2027 Annual
Department Budget Details

MISSION STATEMENT

The Administration division directs, implements, and is responsible for Human Resources, Office Administration, Safety & Compliance, Risk Management & Authority Clerk functions.

OPERATING BUDGET

SUMMARY

	Actual FY2024-2025	Revised Budget FY2025-2026	Estimated FY2025-2026	Budget FY2026-2027
Personal Services	$2,733,841	$3,844,623	$3,642,479	$3,910,030
Operations and Maintenance	$1,936,942	$2,855,848	$2,666,590	$2,742,750
TOTAL	**$4,670,783**	**$6,700,471**	**$6,309,069**	**$6,652,780**

Visualization

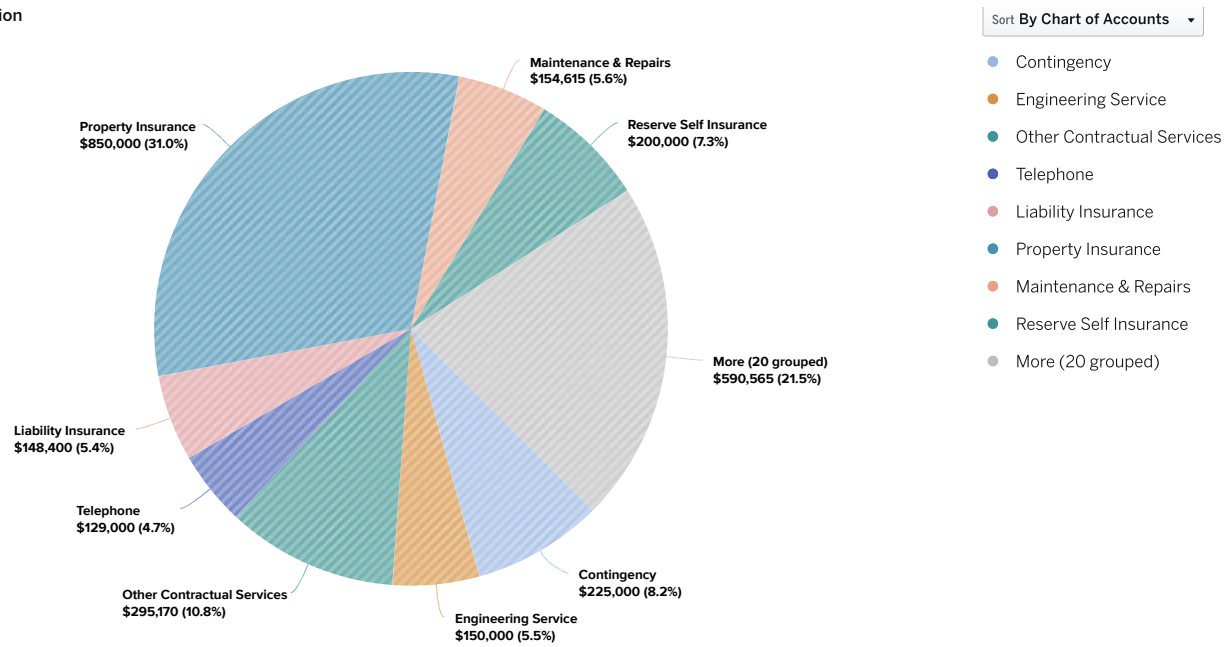

OPERATING COST DETAIL - BY ACCOUNT

	Budget FY2026-2027
Banking Fees	$24,000
Contingency	$225,000
Engineering Service	$150,000
Professional Services	$37,000
Financial Consultants	$5,700
Legal Services	$85,000
Other Contractual Services	$295,170
Education & Training	$56,560
Telephone	$129,000
Postage	$9,000
Electricity	$75,900
Liability Insurance	$148,400
Property Insurance	$850,000
Safety Expenses	$47,000
Materials & Supplies	$39,500
Maintenance & Repairs	$154,615
Bad Debt Expense	$40,000
Office/Drafting Supplies	$13,000
Consumable Equipment/Tools	$4,000
Uniforms	$3,700
Professional Memberships	$5,945
Subscriptions/Technical Publications	$22,000
Licenses & Certifications	$58,260
Advertising Expense	$13,600
Authority Board Fees	$19,200
Miscellaneous Travel	$1,200
Reserve Self Insurance	$200,000
Interest - Customer Deposits	$30,000
TOTAL	**$2,742,750**

Remainder of the page is intentionally blank.

OPERATING COST DETAIL - BY ACCOUNT WITH ITEMIZATIONS

Object Code Description	Itemization Description	Amount
Interest - Customer Deposits	Annual interest paid on customer deposit accounts	$30,000
Consumable Equipment/Tools	Miscellaneous computer hardware/software supplies	$4,000
Safety Expenses	First aid supplies	$10,000
Safety Expenses	General safety equipment, and fire protection equipment service and inspection	$14,000
Safety Expenses	Various safety seminars, videos and courses for training and to obtain certifications	$14,000
Safety Expenses	Boots	$3,000
Safety Expenses	Apparel	$6,000
Bad Debt Expense	Provision for uncollectible utility accounts	$40,000
Liability Insurance	Crime	$800
Liability Insurance	Fiduciary liability	$4,100
Liability Insurance	General, Cyber, Auto & Inland Marine	$100,200
Liability Insurance	Public officials & employment practices	$27,700
Liability Insurance	Storage tanks	$15,600
Postage	Postage and overnight express expenses	$9,000
Materials & Supplies	Miscellaneous cleaning supplies	$23,000
Materials & Supplies	Small office furniture and equipment	$16,500
Education & Training	Employment law training	$2,400
Education & Training	FACC & IIMC Academy courses/webinars/conferences	$3,360
Education & Training	HR Florida conference & expo	$3,000
Education & Training	Munis conference	$5,000
Education & Training	NEOGOV annual conference & training	$5,000
Education & Training	Seminars-Classes	$600
Education & Training	FGFOA - seminars/local chapter meetings	$300
Education & Training	FGFOA spring conference	$2,000
Education & Training	Other training required by CPA license	$450
Education & Training	FSAWWA conference	$2,000
Education & Training	FWRC	$3,750
Education & Training	Regulatory meetings	$400
Education & Training	Safety training & education	$2,500
Education & Training	WEFTEC	$2,500
Education & Training	Utility management conference	$4,300
Education & Training	GIS technical training	$8,000
Education & Training	GIS users' conference	$5,000
Education & Training	Laserfiche conference and training	$6,000
Telephone	All internet lines	$29,750
Telephone	Regular phone service	$31,000
Telephone	Tablet and cellular phone service	$68,250
Authority Board Fees	Authority Board of Directors fees for 4 directors and 1 chair	$19,200
Financial Consultants	Pension administration fees	$5,700
Electricity	Electricity for the Hood Road Administrative Complex	$75,900
Licenses & Certifications	Emergency response commission fee	$2,200
Licenses & Certifications	Estimated fees and expenses for easements, title searches, recording fees; including PBCHD permit fees	$21,000
Licenses & Certifications	FDEP fuel and chemical storage tank registration and fees	$9,000

Object Code Description	Itemization Description	Amount
Licenses & Certifications	FEC - right-of-way license fee	$25,000
Licenses & Certifications	Notary renewals	$1,060
Legal Services	Legal consultant fees for professional services as needed	$85,000
Miscellaneous Travel	Miscellaneous tolls, parking, etc.	$1,200
Reserve Self Insurance	Contingency account to cover estimated insurance deductibles	$200,000
Subscriptions/Technical Publications	Kiplinger Letters & other miscellaneous publications	$500
Subscriptions/Technical Publications	Code of Federal Regulations and Federal Register	$1,200
Subscriptions/Technical Publications	Water Research Foundation subscription	$17,000
Subscriptions/Technical Publications	BLR Environmental Compliance	$2,000
Subscriptions/Technical Publications	J.J. Keller Compliance Focus newsletter and FMCSA updates	$1,000
Subscriptions/Technical Publications	Other miscellaneous subscriptions	$300
Professional Services	COBRA administration	$2,000
Professional Services	Document management consultant services	$6,000
Professional Services	Property/Casualty/Workers Compensation consulting services	$18,000
Professional Services	OPEB actuarial calculation updates and recalculations as required by accounting regulations every two years	$1,000
Professional Services	Other miscellaneous professional consultants	$10,000
Other Contractual Services	Digital media and signage	$5,000
Other Contractual Services	Outside janitorial service	$100,000
Other Contractual Services	Palm Beach Gardens median maintenance agreement	$3,500
Other Contractual Services	Telephone support	$8,400
Other Contractual Services	Tax form services	$1,000
Other Contractual Services	NEOGOV performance evaluation software	$9,500
Other Contractual Services	NEOGOV learn training software	$12,100
Other Contractual Services	GIS consulting and training	$100,000
Other Contractual Services	GIS server software consulting services	$50,000
Other Contractual Services	GPS network service	$5,670
Maintenance & Repairs	Copier maintenance	$40,000
Maintenance & Repairs	Service contracts and miscellaneous repairs on various office equipment excluding copiers	$20,000
Maintenance & Repairs	Telephone and miscellaneous maintenance	$15,000
Maintenance & Repairs	ArcGIS server maintenance	$49,615
Maintenance & Repairs	Modeling & mapping software maintenance (ESRI)	$30,000
Advertising Expense	Bid publishing and public notices	$5,100
Advertising Expense	Employment postings	$4,500
Advertising Expense	Other advertisements	$4,000
Banking Fees	Banking fees	$24,000
Office/Drafting Supplies	General office supplies	$8,000
Office/Drafting Supplies	GIS supplies for specialized printers	$5,000
Uniforms	Supply and cleaning of uniforms	$3,700
Professional Memberships	AICPA	$375
Professional Memberships	Costco, FACC, HRPBC, IIMC, Sams and SHRM	$1,500
Professional Memberships	FGFOA - state and county memberships	$125
Professional Memberships	FICPA	$450
Professional Memberships	Florida Board of Professional Engineers	$500
Professional Memberships	Florida Engineering Society	$220
Professional Memberships	GFOA SUA agency national membership	$300
Professional Memberships	Palm Beach County Safety Council	$200
Professional Memberships	SEDA memberships	$150

Object Code Description	Itemization Description	Amount
Professional Memberships	State Board of Accountancy	$125
Professional Memberships	Water Environment Federation	$250
Professional Memberships	American Water Works Association	$800
Professional Memberships	FWEA & FL Board of Professional Engineers	$750
Professional Memberships	GFOA - national staff membership	$200
Engineering Service	Engineering needed for GIS and other models	$50,000
Engineering Service	General engineering consulting professional fees as needed	$100,000
Contingency	Amounts to be used in case of emergency	$225,000
Property Insurance	Property insurance covering Authority facilities	$850,000
		$2,742,750

PERSONAL SERVICES - FTE SCHEDULE

Position Name	FY2026	FY2027
FTE		
ADMINISTRATIVE SERVICES MANAGER	1	1
ADMINISTRATIVE SUPPORT SPECIALIST	2	2
CHIEF FINANCIAL OFFICER	1	1
CHIEF OPERATIONS OFFICER	1	1
DEPUTY EXECUTIVE DIRECTOR	1	1
DIRECTOR OF OPERATIONS	1	1
EXECUTIVE DIRECTOR	1	1
GIS SUPERVISOR	1	1
GIS TECHNICIAN	1	1
HUMAN RESOURCES GENERALIST	1	1
PROGRAMS AND COMPLIANCE COORDINATOR	1	1
RECORDS & OFFICE COORDINATOR	1	1
FTE	**13**	**13**

PERSONAL SERVICES COST DETAIL - BY ACCOUNT

Visualization

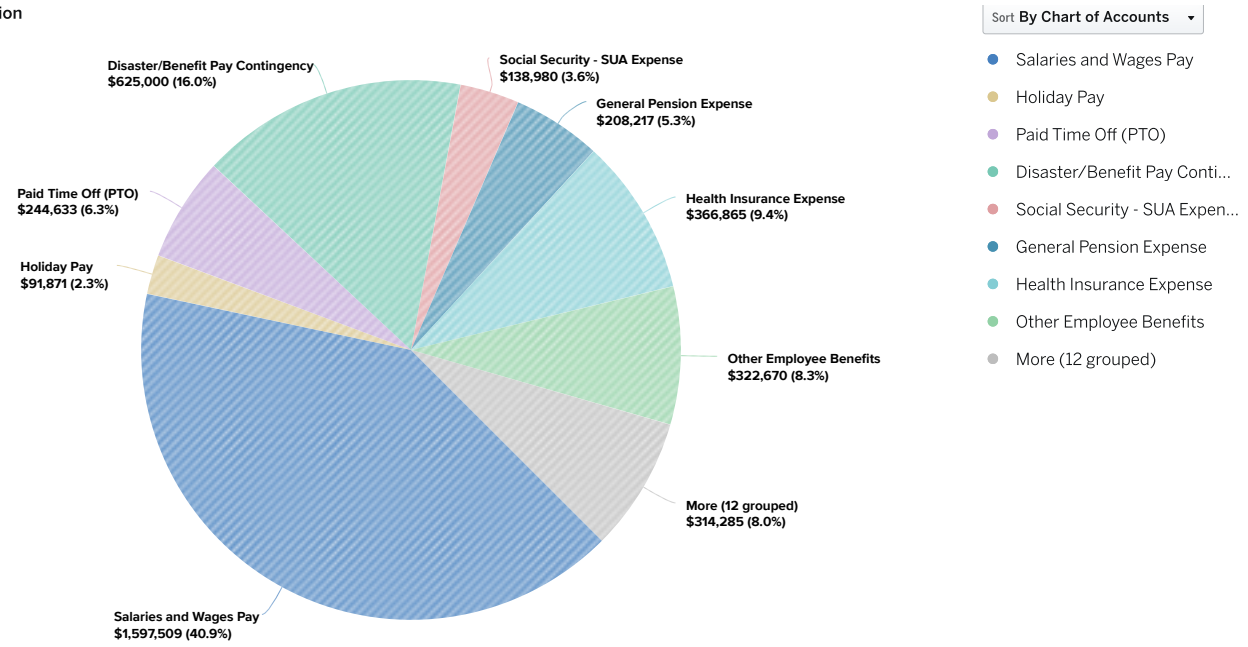

	Budget FY2026-2027
Salaries and Wages Pay	$1,597,509
Park of Commerce Pay	$24,700
Longevity Pay	$48,177
Holiday Pay	$91,871
Sick Leave Pay	$16,537
Paid Time Off (PTO)	$244,633
Compensated Absences	$50,000
Disaster/Benefit Pay Contingency	$625,000

	Budget FY2026-2027
Overtime & Miscellaneous Leave Pay	$7,208
Safety Program Pay	$936
Paid Time Off (PTO) Sold Pay	$50,596
Social Security - SUA Expense	$138,980
General Pension Expense	$208,217
Health Insurance Expense	$366,865
Life Insurance Expense	$20,000
Dental Insurance	$20,820
Disability Insurance	$62,425
Other Employee Benefits	$322,670
Unemployment Expense	$6,000
Workers Compensation Insurance Expense	$6,886
TOTAL	**$3,910,030**

ANNUAL BUDGET WITH THREE-YEAR PLAN - SUMMARY

	Budget FY2026-2027	Budget FY2027-2028	Budget FY2028-2029	Budget FY2029-2030
Personal Services	$3,910,030	$4,079,726	$4,248,247	$4,411,131
Operations and Maintenance	$2,742,750	$2,870,805	$2,881,709	$3,093,571
TOTAL	**$6,652,780**	**$6,950,531**	**$7,129,956**	**$7,504,702**

CAPITAL BUDGET

RENEWAL PROJECTS

Project Title	FY26-27 Budget
Interior Remodeling, Painting, Flooring and Furniture	$20,000
	$20,000

THREE-YEAR PLAN

By Project

Project Title	FY27-28 Budget	FY28-29 Budget	FY29-30 Budget
Interior Remodeling, Painting, Flooring and Furniture	$20,000	$20,000	$20,000
	$20,000	**$20,000**	**$20,000**

By Expense

Object Name	FY27-28 Budget	FY28-29 Budget	FY29-30 Budget
Contingency	$20,000	$20,000	$20,000
	$20,000	**$20,000**	**$20,000**