

SEACOAST UTILITY AUTHORITY

OPERATING, MAINTENANCE, AND CAPITAL BUDGET



ANNUAL BUDGET FOR FISCAL YEAR 2022-2023


BOARD APPROVED - AUGUST 24, 2022

Prepared by: Danielá E. Russell, CPA, Chief Financial Officer

TABLE OF CONTENTS

Seacoast Utility Authority
Fiscal Year 2022-2023 Annual Budget

OVERVIEW	1-12
Message from the Executive Director	1
Indexed Rate Adjustment	1-2
Sources and Uses	3
FY 2022 - 2023 Revenue vs. Expenses & Historical Comparison	3
OPERATING BUDGET	4-8
FY 2022 – 2023 Revenue Summary	4
FY 2022 – 2023 Revenue Assumptions	4
FY 2022 – 2023 Revenues – Comparison by Type	5
FY 2022 – 2023 Expense Summary – By Department	5
FY 2022 – 2023 Major Expense Assumptions/Information	6
FY 2022 – 2023 Comparison Summary – By Account	6-8
FY 2022 – 2023 Five-Year Planning – Revenue, Expenses, and Net Revenue	8
FY 2022 – 2023 Five-Year Planning – Operating Costs by Department	8
CAPITAL BUDGET	9-11
FY 2022 – 2023 Summary of Major Projects	9-11
FY 2022 – 2023 New Projects with a 5-Year Summary	11
FY 2022 – 2023 Renewal Projects with a 5-Year Summary	11
DEBT SERVICE & COMPLIANCE	11-12
FY 2022 – 2023 Debt Service Schedule	11
FY 2022 – 2023 Bond Compliance Coverage Calculations	12
REVENUE	13-17
WATER SERVICE	13-14
Water Base Facility – Single Family, Non-Residential, Multi-Family	13
Private Fire Protection	14
Point of Service	14
Commodity Charges – Single Family, Non-Residential, Multi-Family	14
SEWER SERVICE	15-16
Sewer Base Facility – Single Family, Non-Residential, Multi-Family	15
Point of Service	15
Commodity Charges – Single Family, Multi-Family, Non-Residential, Effluent	16
INTEREST INCOME	17
OTHER REVENUE	17



DEPARTMENT BUDGETS.....18-77

 Engineering18-23

 Finance24-28

 Information Technology29-34

 Customer Service.....35-39

 Water Treatment40-46

 Water Distribution.....47-52

 Wastewater Treatment53-59

 Wastewater Collection60-65

 Utility Service.....66-70

 General & Administrative71-77

FY 2022 - 2023 ANNUAL BUDGET



OVERVIEW

OVERVIEW

Seacoast Utility Authority Fiscal Year 2022-2023 Annual Budget

MESSAGE FROM THE EXECUTIVE DIRECTOR

Staff is pleased to present the proposed Fiscal Year (FY) 2022-2023 Seacoast Utility Authority (the Authority) Operating and Capital Budget (Budget). The summary below outlines the annual budget process and the baseline assumptions upon which revenue and expense projections are formulated. The proposed FY 2022-2023 Budget reflects a combination of both historical and “zero-based” budgeting techniques. In general, historical figures are used where a line item is comprised of small and dissimilar components, too numerous to individually analyze effectively, or where there is no way to accurately predict expenses. Recurring operating expense items, capital expenditures, and most revenue figures are zero-based.

The budgetary process extends over several months. Below is a calendar of events that describes the process.

07/13/22	Publish legal notice of public budget workshop in a local paper and on the Authority's website.
07/20/22	Submit draft annual operating and capital budget to the Authority Board.
07/27/22	Public workshop and first reading of the budget resolution.
08/10/22	Publish legal notice of public hearing on the annual budget in the local newspaper.
08/24/22	Public hearing and adoption of annual operating and capital allocation by resolution.
09/23/22	Post approved budget document on the Authority's website.
11/23/22	Submit adopted budget to regulatory agencies.

INDEXED RATE ADJUSTMENT

Authority Ordinance 2-2010 authorizes an adjustment to all Authority water, sewer, and reclaimed water rates effective each October 1:

"By an amount not to exceed the percentage increase or decrease in the Consumer Price Index (measured May to May), all Urban Consumers, Water and Sewerage Maintenance, published by the U.S. Department of Labor, Bureau of Labor Statistics ("Water and Sewer CPI") over the prior year's Water and Sewer CPI".

The May 2022 Water and Sewer CPI is 4%. After estimating the Authority's operation, maintenance, debt service and capital needs for FY2022-2023 and beyond, the full 4% indexed rate increase on the board approved October 1, 2021 rates for the coming fiscal year is prudently recommended and would provide for approximately \$1.2 million of additional revenue to offset sharply rising costs.

The table below outlines staff's logic in presenting its rate indexing recommendation.

The first section of the table captures estimated cash needs for the fiscal year, and the section reflects the degree to which staff's recommended indexed rate adjustment will help meet that need. Since the capital budget is prepared on a "project" basis, it can vary widely from year-to-year based on priorities and staff availability. Further, since it is funded by a combination of current revenue and reserve accounts, "Estimated Annual Depreciation Expense" as calculated by the Finance Department is a more reliable measure of annual renewal and replacement cash requirements.

This analysis indicates that the recommended 4% indexed rate increase will not completely cover the projected FY2022-2023 shortfall, nor does it need to. The robust capital improvements program proposed in this budget would require approximately \$24.8 million, leaving a cash reserve account balance of approximately \$32.5 million, representing 214 days of operating capital.

Despite this significant capital outlay, reserve balances will remain relatively stable, but will decline through the planning period. However, all Authority debt will be retired by 2024, releasing approximately \$12.2 million in annual cash flow. This will replenish reserves and fund the Authority's long-range systematic plan of infrastructure replacement, described later in the Capital Budget.

		Budget FY 2022 - 2023
Summary Budget - Assuming No Rate Increase		
Revenue		
Operating Revenue	\$61,213,578	
Non-Indexed Revenue	\$5,927,208	
Budget Summary - Current Revenue		\$67,140,786
Expenses		
Operating Expenses	\$43,334,576	
Debt Service	\$12,241,000	
Depreciation Expense, Previous Fiscal Year	\$19,873,611	\$75,449,187
Surplus (Shortfall)		(\$8,308,401)
Rate Indexing Summary and Recommendation		
Maximum Index Adjustment Allowed (Dept. of Labor, Water & Sewer Maintenance Index)		4.0%
Rate Index Required to Fully Offset Projected Net Operating Deficit		13.6%
Index Adjustment Recommended, Effective 10/1/2022		4.0%
Cash Impact of Recommended Indexed Rate Adjustment		
Estimated Reserve (Surplus) Account Balance, 10/1/2022*		\$57,793,638
Surplus (Shortfall) from above	(\$8,308,401)	
Recommended Rate Increase - Revenue Generated From	\$1,214,444	
Current Year Shortfall		(\$7,093,957)
Actual Current Year Capital Surplus Used - If No Index		\$18,671,313
Total Used from Surplus		(\$11,577,356)
Minimum Reserve (Surplus) Account Balance, 90 days of Operating		
Operating Expenses and Debt Service		(\$13,703,567)
Estimated Reserves (Surplus) - Net of Required Amounts at 9/30/2023	214 Days	\$32,512,716

*Considers all estimated expected revenue, expenses and capital commitments thru 9-30-22

SOURCES AND USES SUMMARY

Primarily attributable to the proposed October 1, 2022, 4% indexed rate increase and a projected increase in bulk water and sewer sales to western service area customers, staff projects a FY 2022-2023 revenue increase of approximately \$5.6 million (\$1.2 million of which is derived from the indexed rate increase), over FY 2021-2022 budgeted revenue. On the expense side, staff projects operating expenses to be approximately \$5.5 million greater than budgeted for the previous fiscal year, resulting in essentially no net increase of revenue over expense.

Furthermore, rapidly escalating costs of critically important commodities, projected increases in purchased water, and the Authority's aggressive infrastructure rehabilitation plan will require the withdrawal of approximately \$11.5 million of reserve funds. Sources and uses of funds are presented in the schedule below, supplemented by charts and narratives summarizing major contributing factors.

	Actual FY 2020-2021	Budget FY 2021-2022	Estimated FY 2021-2022	Budget FY 2022-2023
Sources of Funds				
Current Revenue	\$63,488,692	\$62,769,482	\$65,054,318	\$68,355,230
Grants & Developer Contributions	\$571,563	\$0	\$0	\$0
Renewal & Replacement	\$0	\$0	\$0	\$0
Capital Payments Account	\$3,043,795	\$405,000	\$2,677,727	\$405,000
Surplus Account	(\$4,123,191)	\$50,933,624	\$39,838,058	\$11,577,356
Total Sources of Funds	\$62,980,859	\$114,108,106	\$107,570,103	\$80,337,586
Less Uses of Funds				
Operating Expenses	\$30,156,589	\$37,845,311	\$35,708,802	\$43,334,576
Debt Service on Bonds	\$12,199,417	\$12,240,125	\$12,240,125	\$12,241,000
Capital Expenditures:				
For New Assets	\$2,543,638	\$15,330,785	\$8,710,315	\$3,734,500
For Replacement Assets	\$18,081,215	\$48,691,885	\$50,910,861	\$21,027,510
For Expansion Assets	\$0	\$0	\$0	\$0
Total Uses of Funds	\$62,980,859	\$114,108,106	\$107,570,103	\$80,337,586

FY 2022-2023 REVENUE VS. EXPENSES & HISTORICAL COMPARISON

Revenues

	Actual FY 2020-2021	Budget FY 2021-2022	Estimated FY 2021-2022	Budget FY 2022-2023
Water Service	\$36,257,696	\$43,109,793	\$43,029,670	\$45,656,951
Sewer Service	\$23,804,409	\$17,827,528	\$19,435,672	\$20,142,700
Other Revenue	\$2,407,395	\$1,596,661	\$2,023,565	\$1,711,079
Interest Income	\$1,019,192	\$235,500	\$565,412	\$844,500
Other Sources	\$3,615,358	\$405,000	\$2,677,726	\$405,000
TOTAL	\$67,104,050	\$63,174,482	\$67,732,045	\$68,760,230

Expenses

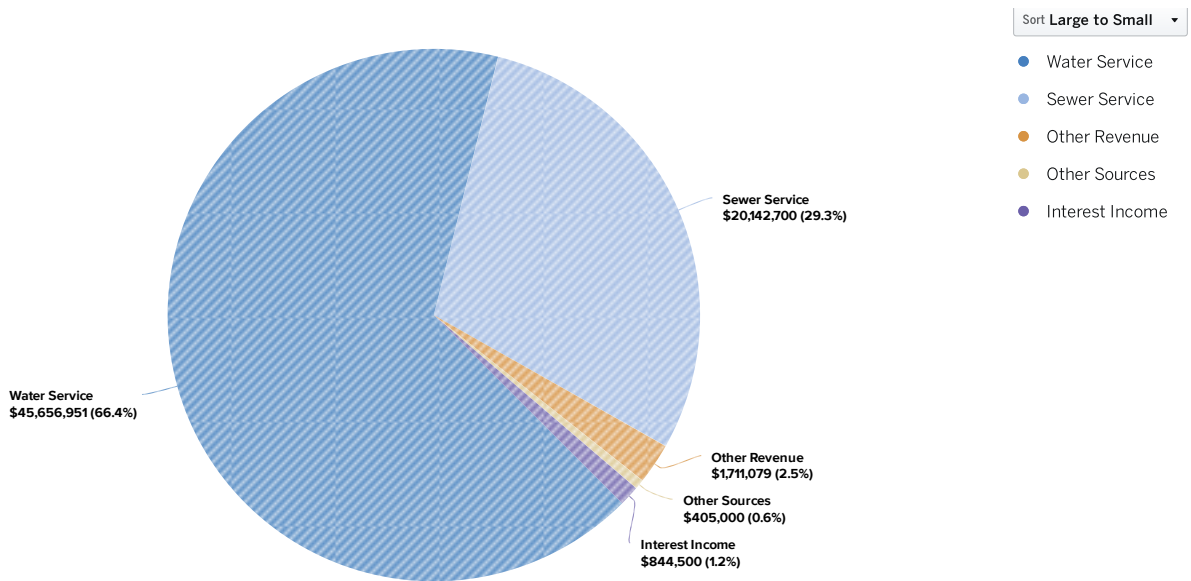
	Actual FY 2020-2021	Budget FY 2021-2022	Estimated FY 2021-2022	Budget FY 2022-2023
Personal Services	\$14,092,134	\$16,351,500	\$15,312,372	\$16,516,291
Operations and Maintenance	\$16,064,455	\$21,493,811	\$20,396,430	\$26,818,285
TOTAL	\$30,156,589	\$37,845,311	\$35,708,802	\$43,334,576

	Actual FY 2020-2021	Budget FY 2021-2022	Estimated FY 2021-2022	Budget FY 2022-2023
Revenues	\$67,104,050	\$63,174,482	\$67,732,045	\$68,760,230
Expenses	\$30,156,589	\$37,845,311	\$35,708,802	\$43,334,576
REVENUES LESS EXPENSES	\$36,947,461	\$25,329,171	\$32,023,244	\$25,425,654

OPERATING BUDGET

FY 2022-2023 REVENUE SUMMARY

Visualization



FY 2022-2023 REVENUE ASSUMPTIONS

Under the Authority's "cost of service" rate system, most revenue is derived from the fixed monthly base facility charges. This dampens the monthly revenue peaks and valleys associated with weather variations that affect water consumption.

Below are assumptions used to project the FY 2022-2023 Revenue.

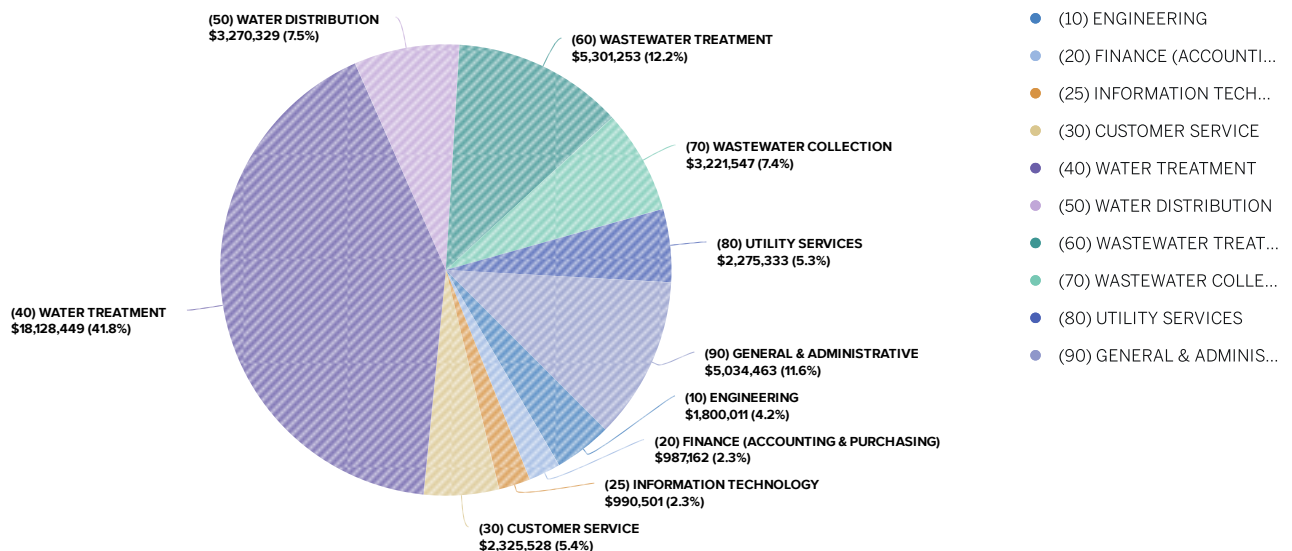
- Rates are based upon the Authority's October 1, 2021 rates with an index of 4%.
- New meters are estimated at 300 for the Eastern service area and 200 for the Western service area. The latter is served by interconnection with Palm Beach County Water Utilities (Bulk Water/Sewer).
- Water consumption from May 1, 2021, to April 30, 2022 was used to estimate proposed sold gallons.
- Capacity reserved by future customers is expected to remain the same as FY 2021-2022.
- Reclaimed Water usage and contracts are expected to remain the same as FY 2021-2022.
- Other Revenue:
 - Private system maintenance contracts include privately owned and specialized water and sewer services for HOA's and businesses.
 - Land Development/Administrative fees are expected to remain the same as FY 2021-2022
 - Miscellaneous charges for late fees, shut-off notices, billable repairs, etc., are expected to remain the same as FY 2021-2022.
- Non-Operating Revenue:
 - Interest income will increase due to higher yields.
 - Miscellaneous lease payments are by the terms of two cellular phone providers' lease agreements.
- Other Sources of Revenue:
 - Connection charges for new customers will remain the same as FY 2021-2022.

FY 2022-2023 REVENUES - COMPARISON BY TYPE

	Actual FY 2020-2021	Budget FY 2021-2022	Estimated FY 2021-2022	Budget FY 2022-2023
Water Service				
Water Service - Single-Family	\$22,809,731	\$27,824,065	\$27,536,719	\$29,526,871
Water - Non-Residential	\$6,866,904	\$7,014,618	\$7,414,811	\$7,670,813
Water Service - Multi-Family	\$4,379,700	\$5,935,537	\$5,817,021	\$6,034,419
Water - Bulk Service	\$2,038,559	\$2,116,401	\$2,039,054	\$2,197,328
Water - Other	\$162,803	\$219,172	\$222,065	\$227,520
WATER SERVICE TOTAL	\$36,257,696	\$43,109,793	\$43,029,670	\$45,656,951
Sewer Service				
Sewer Service - Single-Family	\$12,695,138	\$8,801,101	\$9,334,977	\$9,434,473
Sewer Service - Multi-Family	\$5,740,640	\$3,120,527	\$3,156,393	\$3,059,662
Sewer Service - Non-Residential	\$2,838,701	\$3,292,645	\$3,325,203	\$3,485,340
Sewer Service - Reclaimed/Effluent	\$2,058,334	\$2,066,888	\$2,174,605	\$2,204,321
Sewer - Bulk Service	\$471,596	\$546,367	\$1,444,494	\$1,958,904
SEWER SERVICE TOTAL	\$23,804,409	\$17,827,528	\$19,435,672	\$20,142,700
Other Revenue				
Capacity Reservation Charges	\$1,199,613	\$770,000	\$909,758	\$770,000
Miscellaneous Fees and Charges	\$871,501	\$590,836	\$612,888	\$504,635
Engineering Revenue	\$123,792	\$90,000	\$278,493	\$208,870
Lease Revenue	\$144,440	\$77,925	\$154,425	\$159,072
Other Charges	\$68,049	\$67,900	\$68,000	\$68,502
OTHER REVENUE TOTAL	\$2,407,395	\$1,596,661	\$2,023,565	\$1,711,079
Connection Charges	\$3,043,796	\$405,000	\$2,677,726	\$405,000
Interest Income				
Interest Income - Unrestricted	\$949,060	\$229,500	\$561,671	\$829,500
Interest Income - Restricted	\$70,132	\$6,000	\$3,741	\$15,000
INTEREST INCOME TOTAL	\$1,019,192	\$235,500	\$565,412	\$844,500
Grants & Donations	\$571,563	\$0	\$0	\$0
TOTAL	\$67,104,050	\$63,174,482	\$67,732,045	\$68,760,230

FY 2022-2023 EXPENSE SUMMARY - BY DEPARTMENT

Visualization



FY 2022-2023 MAJOR EXPENSE ASSUMPTIONS/INFORMATION

- Electricity – based upon historical operating data, with increases for usage only.
- Treatment Chemicals – based upon estimated treatment demands while applying existing and expected increases due to historical inflation and supply disturbances. Certain chemical costs are expected to rise by 100% in FY 2022-2023.
- Bulk Water Purchase – expected to rise as the Authority now services three new communities, expects to add 200 new residential customers, and more non-residential development. These new customers receive water and sewer service via the Authority's bulk water and sewer purchase from Palm Beach County.
- General Inflation – A general inflation rate of 7.0% has been applied where cost increases are unknown.
- Personal Services Budget – The following is a description of certain Authority compensation adjustment programs:
 - Merit Adjustment/Proposed Merit Increases - Each Authority employee is evaluated annually on the employee's employment anniversary date. Some employees are at the top of their paygrade and will receive their merit increase via a lump sum. Proposed Merit raises are unchanged from FY 2021-2022 and are as follows:
 - 0% - Satisfactory
 - 2% - Above Satisfactory
 - 3% - Excellent
 - Longevity Pay – provides employees a lump sum payment of 0.1% of base pay for each continuous year of employment.
 - Cost of Living Adjustment (COLA) – 7% is budgeted for all employees, with 3.5% effective October 1, 2022, and the remaining 3.5% effective April 1, 2023, if the consumer price index remains in excess of 7% at that time. If not, the COLA may be lowered proportionately.
 - PTO Leave Conversion-to-Pay Program – Depending on specific criteria, the Authority requires employees to convert accrued PTO leave to pay each year.
 - Pension and 457 Deferred Compensation Pension Plans – will continue to be contributed at 8.0% of each eligible employee's wages to the Money Purchase Pension (MPP, defined contribution) and matching of up to 2% (into the MPP) based upon the employee's contribution made into the 457 Deferred Compensation Plan. These percentages remain unchanged from the previous years.
 - Health & Dental Insurance – is based on existing programs with a 20% expected increase.
 - Disaster/Benefit Pay Contingency – will continue to be budgeted to administer costs related to hurricane pay and other emergency closures.
 - Staffing – One new position in the Information Technology Department, elimination of one position in the Wastewater Treatment Department, and consolidation of responsibilities within the Engineering Department result in a net reduction of 0.5 full-time equivalent (FTE) positions.

FY 2022-2023 COMPARISON SUMMARY

By Account - Personal Services

	Actual FY 2020-2021	Budget FY 2021-2022	Estimate FY 2021-2022	Budget FY 2022-2023
(512100) Salaries and Wages Pay	\$7,768,505	\$8,561,827	\$8,418,956	\$8,279,802
(512106) Park of Commerce Pay	\$46,955	\$52,200	\$52,183	\$49,490
(512107) Longevity Pay	\$140,203	\$164,104	\$159,204	\$162,778
(512140) Holiday Pay	\$372,225	\$486,734	\$486,501	\$459,140
(512190) Sick Leave Pay	\$46,494	\$41,986	\$36,359	\$112,415
(512191) Paid Time Off (PTO)	\$727,503	\$753,464	\$682,992	\$1,155,401
(512192) Compensated Absences	-\$9,881	\$300,000	\$25,000	\$50,000
(512195) Disaster/Benefit Pay Contingency	\$0	\$215,200	\$0	\$550,000

	Actual FY 2020-2021	Budget FY 2021-2022	Estimate FY 2021-2022	Budget FY 2022-2023
(513100) Disaster Pay	\$132,659	\$51,500	\$51,524	\$0
(514120) Overtime & Miscellaneous Leave Pay	\$519,207	\$628,950	\$603,680	\$607,800
(515100) Safety Program Pay	\$4,575	\$6,300	\$6,300	\$16,080
(515200) Shoe Allowance Pay	\$14,240	\$0	\$0	\$0
(515300) Paid Time Off (PTO) Sold Pay	\$353,865	\$325,563	\$266,847	\$188,113
(521200) Social Security - SUA Expense	\$740,575	\$845,930	\$824,176	\$776,759
(522300) General Pension Expense	\$979,649	\$1,150,299	\$1,092,945	\$1,035,765
(523240) Health Insurance Expense	\$1,772,892	\$2,113,568	\$2,016,664	\$2,437,530
(523241) Life Insurance Expense	\$16,304	\$20,000	\$19,584	\$19,215
(523245) Dental Insurance	\$91,604	\$103,850	\$96,376	\$100,367
(523250) Disability Insurance	\$48,047	\$54,000	\$54,000	\$56,935
(523260) Other Employee Benefits	\$211,359	\$300,300	\$254,355	\$304,520
(523270) Unemployment Expense	\$1,844	\$12,000	\$1,000	\$12,000
(524220) Workers Compensation Insurance Expense	\$113,311	\$163,725	\$163,725	\$142,182
TOTAL	\$14,092,134	\$16,351,500	\$15,312,372	\$16,516,291

By Account - Operating and Maintenance

	Actual FY 2020-2021	Budget FY 2021-2022	Estimate FY 2021-2022	Budget FY 2022-2023
(529880) Contingency	\$0	\$900	\$162,400	\$210,000
(531210) Engineering Service	\$82,878	\$98,732	\$100,000	\$125,000
(531220) Professional Services	\$23,291	\$70,380	\$50,000	\$50,000
(531221) Laboratory Services - Outside	\$50,615	\$63,426	\$51,109	\$51,700
(531230) Temporary Labor Services	\$5,927	\$40,000	\$18,500	\$27,271
(531240) Accounting & Auditing Expense	\$37,500	\$41,000	\$38,250	\$42,230
(531250) Financial Consultants	\$21,408	\$9,000	\$9,000	\$9,500
(531260) Legal Services	\$87,712	\$92,000	\$100,000	\$127,000
(532400) Other Contractual Services	\$1,175,987	\$1,425,119	\$1,381,697	\$1,687,650
(533100) Bulk Service Purchase	\$2,610,975	\$3,170,000	\$3,169,929	\$3,958,000
(540030) Education & Training	\$48,740	\$140,265	\$87,419	\$151,205
(541020) Telephone	\$120,681	\$118,000	\$117,231	\$124,000
(541050) Telemetry	\$112,062	\$210,176	\$195,000	\$222,200
(542010) Postage	\$174,846	\$202,569	\$196,860	\$222,000
(543510) Electricity	\$2,604,015	\$3,066,044	\$3,061,092	\$3,516,708
(543600) Residual Removal	\$69,017	\$110,983	\$110,000	\$130,000
(544040) Equipment Rental	\$13,147	\$165,951	\$101,500	\$142,200
(545710) Liability Insurance	\$381,594	\$103,711	\$103,711	\$123,495
(545780) Property Insurance	\$471,634	\$567,500	\$567,459	\$680,955
(546290) Safety Expenses	\$31,583	\$59,175	\$60,284	\$116,350
(546310) Materials & Supplies	\$1,168,059	\$1,221,180	\$837,758	\$1,407,580
(546315) Park of Commerce Expenses	\$2,065	\$4,500	\$4,500	\$4,815
(546320) Materials & Supplies-Vehicles	\$157,501	\$159,028	\$141,955	\$208,350
(546330) Maintenance & Repairs	\$3,431,205	\$6,174,215	\$5,873,451	\$6,927,878
(549260) Bad Debt Expense	\$47,578	\$55,000	\$55,000	\$55,000
(551010) Office/Drafting Supplies	\$21,196	\$46,053	\$27,544	\$45,917
(552110) Fuel, Diesel, Oil	\$217,380	\$354,800	\$304,800	\$588,500
(552140) Consumable Equipment/Tools	\$118,140	\$153,842	\$144,113	\$164,675
(552320) Trash Removal	\$156,691	\$250,400	\$271,067	\$275,050
(552329) Lab Chemicals	\$20,205	\$36,123	\$36,105	\$25,000
(552330) Chemical Supplies	\$102,160	\$149,542	\$145,467	\$150,990
(552333) Polymer	\$212,202	\$243,000	\$242,811	\$215,000
(552334) Chlorine	\$235,172	\$385,947	\$406,845	\$681,652
(552335) Ammonia	\$61,575	\$62,894	\$57,839	\$124,771
(552339) Hypochlorite	\$116,246	\$177,450	\$176,029	\$322,776
(552342) Sulfuric Acid	\$685,878	\$766,872	\$647,472	\$1,771,578
(552343) Polyphosphate	\$132,358	\$181,994	\$181,956	\$298,102
(552344) Carbon Dioxide	\$118,385	\$118,898	\$41,433	\$100,738
(552345) Sodium Hydroxide	\$620,506	\$649,371	\$497,919	\$751,216

	Actual FY 2020-2021	Budget FY 2021-2022	Estimate FY 2021-2022	Budget FY 2022-2023
(552347) Anti-Scalant	\$145,457	\$228,000	\$228,000	\$553,000
(552420) Uniforms	\$47,202	\$48,000	\$38,485	\$52,800
(554260) Professional Memberships	\$16,599	\$18,053	\$18,053	\$18,253
(554270) Subscriptions/Technical Publications	\$24,184	\$26,021	\$25,792	\$25,050
(554280) Licenses & Certifications	\$51,588	\$60,096	\$71,996	\$75,230
(554285) Advertising Expense	\$5,389	\$13,000	\$7,500	\$16,000
(554290) Authority Board Fees	\$19,200	\$19,200	\$19,200	\$19,200
(554295) Car Allowance/Travel	\$170	\$1,700	\$1,700	\$1,700
(554300) Reserve Self Insurance	\$0	\$123,500	\$200,000	\$200,000
(590450) Interest - Customer Deposits	\$6,553	\$10,200	\$10,200	\$20,000
TOTAL	\$16,064,455	\$21,493,811	\$20,396,430	\$26,818,285

FIVE-YEAR PLANNING - REVENUE, EXPENSES AND NET REVENUE

Revenues

	Budget FY 2023-2024	Budget FY 2024-2025	Budget FY 2025-2026	Budget FY 2026-2027	Budget FY 2027-2028
Water Service	\$46,369,316	\$47,093,173	\$47,828,705	\$48,576,116	\$49,335,605
Sewer Service	\$20,471,258	\$20,805,519	\$21,145,596	\$21,491,600	\$21,843,640
Other Revenue	\$1,739,162	\$1,766,755	\$1,869,939	\$1,826,515	\$1,758,102
Interest Income	\$844,500	\$844,500	\$844,500	\$844,500	\$844,500
Other Sources	\$405,000	\$405,000	\$405,000	\$405,000	\$405,000
TOTAL	\$69,829,236	\$70,914,947	\$72,093,740	\$73,143,731	\$74,186,847

Expenses

	Budget FY 2023-2024	Budget FY 2024-2025	Budget FY 2025-2026	Budget FY 2026-2027	Budget FY 2027-2028
Personal Services	\$17,344,715	\$17,494,347	\$18,021,131	\$18,336,140	\$18,667,264
Operations and Maintenance	\$27,602,497	\$28,117,509	\$29,655,082	\$31,079,124	\$33,533,892
TOTAL	\$44,947,212	\$45,611,856	\$47,676,213	\$49,415,264	\$52,201,156

Net Revenues over Expenses

	Budget FY 2023-2024	Budget FY 2024-2025	Budget FY 2025-2026	Budget FY 2026-2027	Budget FY 2027-2028
Revenues	\$69,829,236	\$70,914,947	\$72,093,740	\$73,143,731	\$74,186,847
Expenses	\$44,947,212	\$45,611,856	\$47,676,213	\$49,415,264	\$52,201,156
REVENUES LESS EXPENSES	\$24,882,024	\$25,303,091	\$24,417,527	\$23,728,467	\$21,985,691

FIVE-YEAR PLANNING - OPERATING COSTS BY DEPARTMENT

By Department

	Budget FY 2023-2024	Budget FY 2024-2025	Budget FY 2025-2026	Budget FY 2026-2027	Budget FY 2027-2028
ENGINEERING	\$1,891,056	\$1,936,012	\$2,012,870	\$2,059,308	\$2,116,681
FINANCE (ACCOUNTING & PURCHASING)	\$1,033,277	\$1,053,723	\$1,094,461	\$1,117,570	\$1,145,292
INFORMATION TECHNOLOGY	\$938,713	\$1,007,053	\$991,474	\$1,021,112	\$1,093,718
CUSTOMER SERVICE	\$2,464,926	\$2,456,028	\$2,542,756	\$2,603,615	\$2,673,685
WATER TREATMENT	\$18,638,040	\$18,958,700	\$20,009,293	\$20,698,904	\$22,505,049
WATER DISTRIBUTION	\$3,514,920	\$3,723,641	\$3,995,915	\$4,259,987	\$4,551,444
WASTEWATER TREATMENT	\$5,422,863	\$5,075,121	\$5,209,897	\$5,353,379	\$5,463,334
WASTEWATER COLLECTION	\$3,360,866	\$3,422,500	\$3,506,008	\$3,619,842	\$3,692,036
UTILITY SERVICES	\$2,398,350	\$2,504,450	\$2,632,812	\$2,751,837	\$2,884,104
GENERAL & ADMINISTRATIVE	\$5,284,203	\$5,474,629	\$5,680,727	\$5,929,708	\$6,075,814
TOTAL	\$44,947,212	\$45,611,856	\$47,676,213	\$49,415,264	\$52,201,156

CAPITAL BUDGET

SUMMARY OF MAJOR PROJECTS

The tables below summarize all the anticipated capital project/purchases for FY 2022-2023. Highlighted capital projects and improvements funded from current revenue, and renewal & replacement are further described. All capital expenditures are expected to be paid with current revenues or unrestricted reserves.

Water Treatment

Hood Road WTP Combined Permeate Static Mixer Bypass

The combined permeate static mixer is a 36-inch diameter stainless steel tube with ribs welded to the interior, the purpose of which is to promote complete mixing of sulfuric acid injected at its inlet. The acid lowers the pH of membrane treated water and thus promotes the effective “stripping” of odor-generating hydrogen sulfide gas. The mixer was recently replaced, having been damaged by pooled acid. That process required the entire treatment system to be shut down for an extended period. The proposed \$600,000 bypass will allow future static mixer maintenance without removing the plant from service.

Water Distribution

Water and Reclaimed Water Main Relocations, Juno Beach FIND Property

Florida Inland Navigation District (“FIND”) owns a large parcel of land located immediately north of Juno Isles between the Intracoastal Water Way and Ellison Wilson Road. The Authority owns 12-inch water and reclaimed water mains that cross the FIND parcel, east to west, approximately 200 ft. north of the parcel’s south property line. FIND has requested that the Authority relocate its pipelines to the parcel’s southern boundary so that FIND’s current site utilization plan can be achieved. The estimated relocation cost is \$500,000.

Eastwind Water Main Crossing at the C-17 Canal (Earman River)

Responding to a recent structural failure, the Florida Department of Transportation (“FDOT”) is planning to replace the US 1 bridge crossing of the C-17 Canal (Earman River) within the next several years. This project will require the Authority to replace its 10-inch water main presently fastened to the existing bridge structure. FDOT’s policy discourages fastening pipelines to newly constructed bridges, and its replacement bridge design consumes the entire US 1 right-of-way leaving the Authority no corridor to replace this critical water main link. The Authority will thus complete a horizontal directional drill installation several hundred feet west of US 1 along the west side of the Northlake Wendy’s Restaurant property, under Northlake Boulevard, between two office buildings on the River’s north side, beneath the River, and across Village Gardens Condominium property, connecting to an existing main on South Anchorage Drive. The estimated project cost is \$500,000.

Richard Road/Prosperity Farms Intersection

Palm Beach County is replacing the C-17 (Earman River) bridge at Prosperity Farms Road, requiring the Authority to replace its water main crossing at that location. While the water main crossing is challenging enough, an initial engineering evaluation revealed that the water system serving the surrounding area lacks the valves needed to minimize service interruptions during water main breaks and other maintenance activity. The proposed \$1.204 million project corrects that significant system deficiency using sophisticated construction techniques designed to minimize both the frequency and duration of construction outages.

Wastewater Treatment (PGA WWTP)

PGA WWTP Return (“RAS”) and Waste Activated Sludge (“WAS”) Pump Station Replacement

Settled solids from the plant’s three clarifiers flow to the RAS/WAS pump station from which a portion is returned to treat incoming waste in the biological reactor (aerator) and a portion is sent to the plant’s solids digestion system for further treatment, dewatering and disposal. The station’s wet well is undersized, and its mechanical and pump design are such that excessively frequent maintenance is necessary and important components are difficult to access. The proposed \$1.2 million project will correct these deficiencies.

Generator Replacement

One of the plant’s emergency 750 kilowatt diesel powered generators is approaching 20 years in service, requires increasingly frequent maintenance, and is at risk of untimely failure. Staff proposes a \$1.65 million replacement.

Wastewater Collection

Jasmine/Southwind Utility Crossing of Northlake Boulevard and C-17

This \$937,000 project replaces an aging large diameter force main connecting the Lake Park master lift station at Jasmine and Northlake to a major North Palm Beach lift station located in Anchorage Park.

Lift Station No. 136 Force Main Replacement

Lift station no. 136 is located on the east side of Prosperity Farms Road between Palm Harbor Drive and Country Oaks Lane. The 3-inch force main connecting this station to the force main located at Hood Road and Prosperity Farms Road is fouled and cannot be cleaned; staff proposes an \$850,000 replacement for this 2,200 ft. pipeline segment.

Lift Station Telemetry Communication Improvements

The Authority’s existing proprietary lift station control system was state of the art when it was first installed over 30 years ago. Competition and technological advances have produced SCADA and control systems that are more reliable, provide better security and allow for an open programming architecture. The Authority has selected VT SCADA as the new platform with more secure radio and cellular communication systems. The proposed budget of \$4.9 million will fund an early phase of the Authority’s program to upgrade SCADA technology to all 159 lift stations.

Lift Station Wetwell and Piping Improvements

Staff proposes a \$720,000 program to renew and replace corroded and failing wet well interior surfaces, piping and hardware in a number of lift stations.

General & Administration

Juno Isles Neighborhood, Phase 2 Water and Wastewater Upgrade

Phase 1 of the project, which includes a portion of the Juno Isles subdivision located west of Ellison Wilson Road, was initiated in FY2021-2022. Staff proposes to initiate engineering for Phase 2, which includes properties located east of Ellison Wilson Road and south of Juno Isles Boulevard, in the coming fiscal year at a cost of \$500,000.

Juno Isles water mains have been failing with increasing frequency; the project includes replacing all water mains and installing low pressure sewer force mains to serve this presently unsewered community.

Administrative Site – Vehicle/Equipment Storage Facility

Thinking that it might not be necessary, the Authority eliminated this open-air pavilion, previously approved by the City of Palm Beach Gardens, from the Hood Road Office Complex replacement project. However, it has since become clear that the additional covered storage area is indeed required. Staff proposes an \$800,000 budget for this facility which will be similar to the equipment building currently in service near the fleet/warehouse building, but located just south of the existing cement block equipment storage building.

New Projects with a 5 Year Summary

Departments Description	FY2023	FY2024	FY2025	FY2026	FY2027	FY2028
Amount						
ENGINEERING	\$6,000	\$0	\$0	\$0	\$1,000	\$0
GENERAL & ADMINISTRATIVE	\$900,000	\$0	\$6,670,125	\$11,298,420	\$4,357,301	\$0
INFORMATION TECHNOLOGY	\$20,000	\$0	\$0	\$0	\$0	\$0
WASTEWATER COLLECTION	\$1,540,500	\$5,005,000	\$1,362,500	\$391,563	\$86,164	\$1,003,318
WASTEWATER TREATMENT	\$608,000	\$100,000	\$3,700,000	\$5,300,000	\$400,000	\$1,600,000
WATER DISTRIBUTION	\$500,000	\$0	\$0	\$0	\$0	\$0
WATER TREATMENT	\$160,000	\$0	\$0	\$0	\$0	\$0
AMOUNT	\$3,734,500	\$5,105,000	\$11,732,625	\$16,989,983	\$4,844,465	\$2,603,318

Renewal Projects with a 5 Year Summary

Departments Description	FY2023	FY2024	FY2025	FY2026	FY2027	FY2028
Amount						
CUSTOMER SERVICE	\$535,000	\$0	\$0	\$0	\$0	\$0
ENGINEERING	\$400,500	\$0	\$15,000	\$500	\$15,000	\$0
GENERAL & ADMINISTRATIVE	\$1,020,000	\$4,500,000	\$0	\$0	\$0	\$0
INFORMATION TECHNOLOGY	\$105,000	\$2,500	\$2,500	\$2,500	\$2,500	\$2,500
UTILITY SERVICES	\$705,500	\$0	\$250,000	\$50,000	\$50,000	\$0
WASTEWATER COLLECTION	\$9,173,000	\$30,875	\$31,647	\$32,438	\$33,249	\$34,079
WASTEWATER TREATMENT	\$3,805,000	\$6,607,875	\$8,072	\$9,274	\$8,479	\$308,694
WATER DISTRIBUTION	\$2,765,500	\$2,150,000	\$56,000	\$1,559,920	\$1,064,114	\$68,603
WATER TREATMENT	\$2,518,010	\$2,758,858	\$4,122,977	\$68,384	\$1,132,102	\$32,577,149
AMOUNT	\$21,027,510	\$16,050,108	\$4,486,196	\$1,723,016	\$2,305,444	\$32,991,025

DEBT SERVICE & COMPLIANCE

The Authority's remaining outstanding debt consists of the 2016B Revenue Bonds, which are expected to fully mature in FY 2023-2024. The below table presents the Debt Service for the next two budget years, along side some historical data.

Debt Service Schedule

	2020 - 21 Actual	2021 - 22 Estimate	2021 - 22 Budget	Budget FY 2022-2023	Budget FY 2023-2024
(590401) Principal on Bonds	\$10,280,000	\$10,805,000	\$10,805,000	\$11,360,000	\$11,940,000
(590400) Interest on Bonds	\$1,919,417	\$1,435,125	\$1,435,125	\$881,000	\$298,500
TOTAL	\$12,199,417	\$12,240,125	\$12,240,125	\$12,241,000	\$12,238,500

BOND COMPLIANCE COVERAGE CALCULATIONS

The 2016 Bond Resolution requires the Authority generate revenue in excess of expenses (coverage) at prescribed levels. The chart below calculates the actual coverage and compares that to those requirements.

	Actual FY 2020-2021	Budget FY 2021-2022	Estimated FY 2021-2022	Budget FY 2022-2023
Total Operating Revenue (a)	\$60,704,159	\$65,106,106	\$63,283,470	\$66,590,402
75% of Non-Construction Interest Income	\$764,393	\$176,625	\$424,059	\$520,875
Less: Operating Expenses	\$30,156,589	\$37,845,311	\$35,708,802	\$43,334,576
Net Available for Debt Service Excluding Guaranteed Revenue, Connection Charges, 25% of Non-Construction Interest Income and 100% of Construction Income	\$31,311,963	\$27,437,420	\$27,998,727	\$23,776,701
Guaranteed Revenue (Capacity Reservation)	\$1,199,613	\$770,000	\$909,758	\$770,000
Connection Charges	\$3,043,795	\$405,000	\$2,677,727	\$405,000
25% of Non-Construction Interest Income	\$254,797.75	\$58,875	\$141,353	\$173,625
Grants & Developer Contributions	\$571,563	\$0	\$0	\$0
100% of Construction Interest Income	\$0	\$0	\$0	\$0
Net Available for Debt Service Including Guaranteed Revenue, Grants, Connection Charges and 25% of Non-Construction Interest Income	\$36,381,732	\$28,671,295	\$31,727,565	\$25,125,326
Annual Debt Service Requirement	\$12,199,417	\$12,240,125	\$12,240,125	\$12,241,000
Debt Service Coverage Excluding Guaranteed Revenue, Connection Charges and Unallowed Interest Income (b)	2.57	2.24	2.29	1.94
Debt Service Coverage Including Guaranteed Revenue, Connection Charges and 25% of Non- Construction Interest Income (c)	2.98	2.34	2.59	2.05

(a) Operating revenues do not include guaranteed revenues, interest income, other non-operational income, or grants.

(b) Required Debt Service Coverage per Bond Resolution "1.00 times".

(c) Required Debt Service Coverage per Bond Resolution "1.10 times".

FY 2022 - 2023 ANNUAL BUDGET



REVENUE

REVENUE

Seacoast Utility Authority Fiscal Year 2022-2023 Annual Budget

WATER SERVICE

The Authority's Water Service charges include Base Facility, Private Fire Protection, Point of Service, and Commodity Charges.

WATER BASE FACILITY

Base Facility Charges represent the Authority's fixed costs to operate and maintain its facilities. Base Facility Charges vary on the installed meter size and customer type. Below are the current and budgeted base facility charges for all customer types - Single Family, Multi-Family, Non-Residential - and meter sizes.

Category	Meter Size or Unit	Current Base Charge (\$)	Rate Increase	New Base Charge (\$)	Meters	Budgeted Revenue (\$)
Single Family	5/8"	28.12	1.12	29.24	30909	10,845,350.00
Single Family	1"	70.29	2.81	73.10	1860	1,631,592.00
Single Family	1 1/2"	140.59	5.62	146.21	444	779,007.00
Single Family	2"	224.94	9	233.94	23	64,567.00

Category	Meter Size or Unit	Current Base Charge (\$)	Rate Increase	New Base Charge (\$)	Meters	Budgeted Revenue (\$)
Non-Residential	5/8"	25.86	1.03	26.89	1174	378,826.00
Non-Residential	1"	64.66	2.59	67.25	641	517,287.00
Non-Residential	1 1/2"	129.30	5.17	134.47	290	467,956.00
Non-Residential	2"	206.90	8.28	215.18	295	761,737.00
Non-Residential	3"	413.78	16.55	430.33	50	258,198.00
Non-Residential	4"	646.54	25.86	672.40	18	145,238.00
Non-Residential	6"	1,293.08	51.72	1,344.80	5	80,688.00

Category	Meter Size or Unit	Current Base Charge (\$)	Rate Increase	New Base Charge (\$)	Meters	Budgeted Revenue (\$)
Multi-Family	Stacked - Per Dwelling Unit	11.70	0.47	12.17	2501	2,624,923.00
Multi-Family	Mixed - Per Dwelling Unit	11.70	0.47	12.17	80	81,198.00

PRIVATE FIRE PROTECTION

Private Fire Protection Service is a fixed charge, regardless of meter size, for residential and non-residential separate fire sprinkler services. Below are the current and budgeted Private Fire Protection line charges.

Category	Meter Size or Unit	Current Base Charge (\$)	Rate Increase	New Base Charge (\$)	Meters	Budgeted Revenue (\$)
Fireline	All Fireline	28.12	1.12	29.24	600	210,528.00

POINT OF SERVICE

Regardless of meter size, each account is billed a Point of Services charge which represents the Authority's billing, payment and customer service costs. Below are the current and budgeted Point of Service Charges by customer type.

Meter Size or Unit	Current Base Charge (\$)	Rate Increase	New Base Charge (\$)	Meters	Budgeted Revenue (\$)
Fire Line Point of Service	2.27	0.09	2.36	600	16,992.00
Single Family	2.27	0.09	2.36	33236	941,244.00
Non-Residential	2.27	0.09	2.36	2473	70,035.00
Multi-Family	2.27	0.09	2.36	2581	73,094.00

COMMODITY CHARGES

Commodity charges are billed per 1,000 gallons used and vary based on customer type. Below are the current and budgeted commodity charges and tiers for all customer types.

Category	Step Rate	Current Rate (\$)	Rate Increase	New Rate (\$)	Projected Gallons	Budgeted Revenue (\$)
Single Family	0-6	2.59	0.1	2.69	1655656	4,453,715.00
Single Family	>6-30	4.48	0.18	4.66	1627467	7,583,996.00
Single Family	>30	5.42	0.22	5.64	572234	3,227,400.00

Category	Step Rate	Current Rate (\$)	Rate Increase	New Rate (\$)	Projected Gallons	Budgeted Revenue (\$)
Non-Residential	0-6	2.07	0.08	2.15	118639	255,074.00
Non-Residential	>6	4.32	0.17	4.49	1054738	4,735,774.00

Category	Step Rate	Current Rate (\$)	Rate Increase	New Rate (\$)	Projected Gallons	Budgeted Revenue (\$)
Multi-Family	0-4	3.67	0.15	3.82	643558	2,458,392.00
Multi-Family	>4-20	5.00	0.2	5.20	152060	790,712.00
Multi-Family	>20	5.67	0.23	5.90	1034	6,101.00

SEWER SERVICE

The Authority's sewer service charges include Base Facility, Point of Service, and Commodity Charges.

SEWER BASE FACILITY

Base Facility Charges represent the Authority's fixed costs to operate and maintain its facilities. Base Facility Charges vary on the installed meter size and customer type. Below are the current and budgeted base facility charges for all customer types - Single Family, Multi-Family, Non-Residential - and meter sizes.

Category	Meter Size or Unit	Current Base Charge (\$)	Rate Increase	New Base Charge (\$)	Meters	Budgeted Revenue (\$)
Single Family	All Meter Sizes	19.24	0.77	20.01	28091	6,745,211.00

Category	Meter Size or Unit	Current Base Charge (\$)	Rate Increase	New Base Charge (\$)	Meters	Budgeted Revenue (\$)
Non-Residential	3"	568.90	22.76	591.66	49	347,896.00
Non-Residential	4"	888.90	35.56	924.46	17	188,590.00
Non-Residential	6"	1,777.79	71.11	1,848.90	4	88,747.00
Non-Residential	5/8"	35.56	1.42	36.98	870	386,071.00
Non-Residential	1"	88.89	3.56	92.45	437	484,808.00
Non-Residential	1 1/2"	177.78	7.11	184.89	192	425,987.00
Non-Residential	2"	284.45	11.38	295.83	236	837,791.00

Category	Meter Size or Unit	Current Base Charge (\$)	Rate Increase	New Base Charge (\$)	Meters	Budgeted Revenue (\$)
Multi-Family	Stacked - Per Dwelling Unit	10.44	0.42	10.86	2439	2,257,403.00
Multi-Family	Mixed - Per Dwelling Unit	10.44	0.42	10.86	119	118,852.00

POINT OF SERVICE

Regardless of meter size, each account is billed a Point of Services charge which represents the Authority's billing, payment and customer service costs. Below are the current and budgeted Point of Service Charges by customer type.

Meter Size or Unit	Current Base Charge (\$)	Rate Increase	New Base Charge (\$)	Meters	Budgeted Revenue (\$)
Single Family	2.04	0.08	2.12	28091	714,635.00
Non-Residential	2.04	0.08	2.12	1805	45,919.00
Multi-Family	2.04	0.08	2.12	2558	65,076.00

COMMODITY CHARGES

Commodity charges are billed per 1,000 gallons of metered water and vary based on customer type. Sewer commodity charges are capped at 10,000 gallons per month of water used for single-family residential customers, 6,000 gallons for multi-family residential customers, and no cap for non-residential/business customers. Below are the current and budgeted commodity charges and tiers for all customer types.

Category	Step Rate	Current Rate (\$)	Rate Increase	New Rate (\$)	Projected Gallons	Budgeted Revenue (\$)
Single Family	All Gallons (Max 10)	0.87	0.03	0.90	2194030	1,974,627.00
Multi-Family	All Gallons (Max 6)	0.87	0.03	0.90	687034	618,331.00
Non-Residential	All Gallons	0.79	0.03	0.82	828697	679,532.00
Reclaimed Water	All	0.37	0.01	0.38	5800845	2,204,321.00

Remainder of the page is intentionally blank.

INTEREST INCOME

Interest is earned on operating and reserve fund balances, and is projected based on current rates and estimated average balances. The table below outlines the budgeted assumptions.

Fund	Estimated Average Balance (\$)	Projected Rate	Restricted Interest (\$)	Unrestricted Interest (\$)	Total Interest Income (\$)
Operating Account	1,500,000.00	0.30%	0.00	4,500.00	4,500.00
Surplus Account	55,000,000.00	1.50%	0.00	825,000.00	825,000.00
R & R Account	2,000,000.00	0.75%	15,000.00	0.00	15,000.00

OTHER REVENUE

The Authority receives a range of fee-for-service and non-operating revenue. The table below presents budgeted FY 2022-2023 revenue from those sources.

	Budget FY 2021-2022	Estimate FY 2021-2022	Budget FY 2022-2023
Engineering Revenue			
Land Development Administrative Fees	\$90,000	\$278,493	\$208,870
ENGINEERING REVENUE TOTAL	\$90,000	\$278,493	\$208,870
Miscellaneous Fees and Charges			
Bad Debts Collection	\$3,500	\$2,000	\$2,000
Meter Reimbursement	\$6,000	\$0	\$0
Non-Operating Revenue	\$139,254	\$139,254	\$125,328
Water - Miscellaneous Revenue	\$442,082	\$471,634	\$377,307
MISCELLANEOUS FEES AND CHARGES TOTAL	\$590,836	\$612,888	\$504,635
Other Charges			
Private System Maintenance - POC	\$55,400	\$55,400	\$55,400
Private System Maintenance - Other	\$12,500	\$12,600	\$13,102
OTHER CHARGES TOTAL	\$67,900	\$68,000	\$68,502
Lease Revenue			
Lease Revenue	\$77,925	\$154,425	\$159,072
LEASE REVENUE TOTAL	\$77,925	\$154,425	\$159,072
Capacity Reservation Charges			
Revenue - Sewer Guaranteed	\$385,000	\$454,879	\$385,000
Revenue - Water Guaranteed	\$385,000	\$454,879	\$385,000
CAPACITY RESERVATION CHARGES TOTAL	\$770,000	\$909,758	\$770,000
TOTAL	\$1,596,661	\$2,023,565	\$1,711,079

FY 2022 - 2023 ANNUAL BUDGET



ENGINEERING DEPARTMENT

ENGINEERING DEPARTMENT

Seacoast Utility Authority
Fiscal Year 2022-2023 Annual
Department Budget Details

MISSION STATEMENT

The Engineering Department is responsible for plan review and the monitoring of the design and construction of new and replacement water, sewer, and reclaimed water infrastructure.

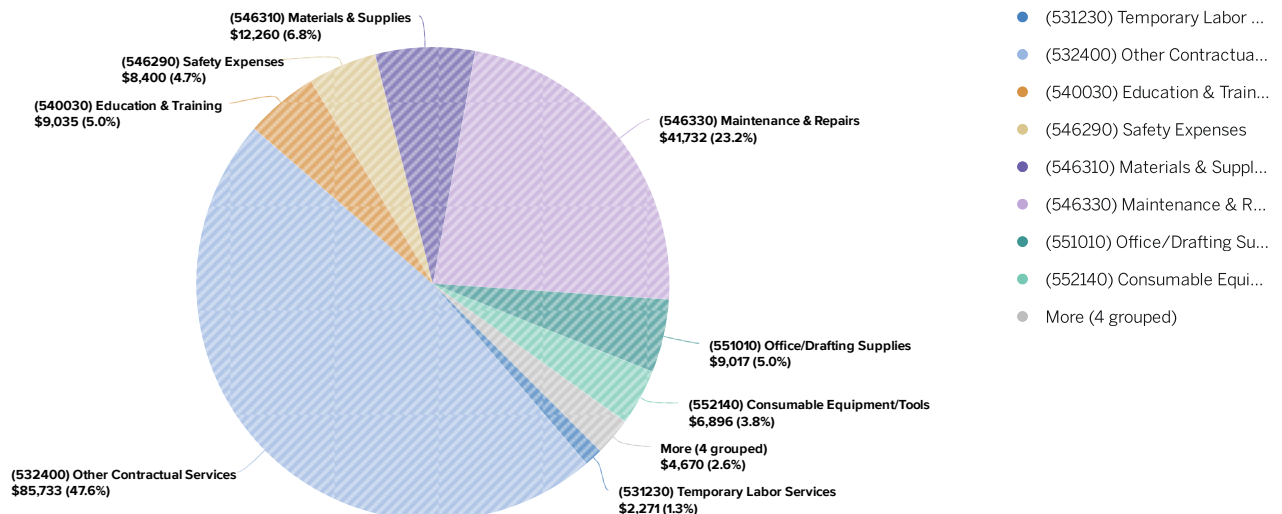
OPERATING BUDGET

FY 2022-2023 OPERATING BUDGET

Summary

	Actual FY 2020-2021	Budget FY 2021-2022	Estimate FY 2021-2022	Budget FY 2022-2023
Personal Services	\$1,431,389	\$1,621,740	\$1,533,933	\$1,619,997
Operations and Maintenance	\$71,286	\$176,260	\$172,591	\$180,014
TOTAL	\$1,502,675	\$1,798,000	\$1,706,524	\$1,800,011

Visualization



OPERATING COST DETAIL - BY ACCOUNT

Budget FY 2022-2023	
(531230) Temporary Labor Services	\$2,271
(532400) Other Contractual Services	\$85,733
(540030) Education & Training	\$9,035
(546290) Safety Expenses	\$8,400
(546310) Materials & Supplies	\$12,260
(546330) Maintenance & Repairs	\$41,732
(551010) Office/Drafting Supplies	\$9,017
(552140) Consumable Equipment/Tools	\$6,896
(552420) Uniforms	\$3,200
(554260) Professional Memberships	\$1,220
(554270) Subscriptions/Technical Publications	\$250
TOTAL	\$180,014

Remainder of the page is intentionally blank.

OPERATING COST DETAIL - BY ACCOUNT WITH ITEMIZATIONS

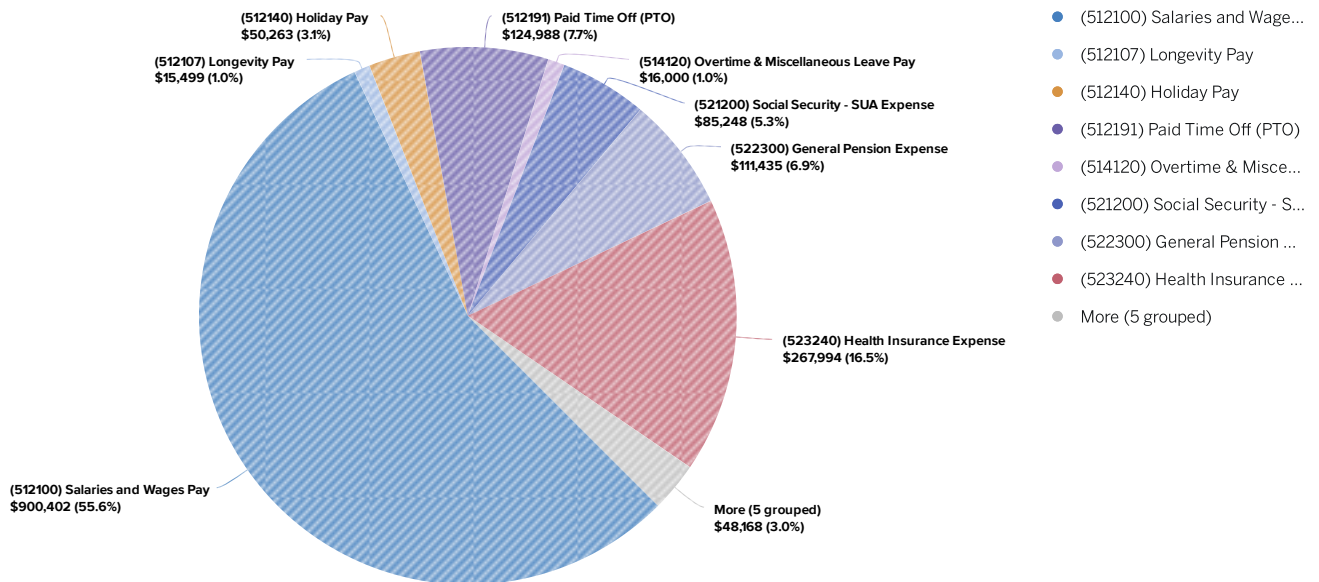
Object	Itemization Description	Amount (\$)
Consumable Equipment/Tools	Miscellaneous computer hardware/software supplies	3,713.00
Consumable Equipment/Tools	Tools and supplies	3,183.00
Education & Training	FWPCOA Short School	1,095.00
Education & Training	GIS Users Conference	2,500.00
Education & Training	Laserfiche Conference	2,500.00
Education & Training	FWPCOA	1,720.00
Education & Training	FWRC	1,220.00
Maintenance & Repairs	Modeling & mapping software maintenance	12,000.00
Maintenance & Repairs	ArcGIS server maintenance	27,000.00
Maintenance & Repairs	GPR software maintenance	2,732.00
Materials & Supplies	Miscellaneous materials and supplies	12,260.00
Office/Drafting Supplies	Engineering printer supplies	6,365.00
Office/Drafting Supplies	Supplies for other specialized printers	2,652.00
Other Contractual Services	Asset Management Software support	20,000.00
Other Contractual Services	Sunshine State One Call	11,352.00
Other Contractual Services	GPS network service	5,000.00
Other Contractual Services	Procore Project Management annual licenses	28,380.00
Other Contractual Services	GIS server software consulting services	17,028.00
Other Contractual Services	Document management consulting fees	3,973.00
Professional Memberships	Florida Board of Professional Engineers	500.00
Professional Memberships	FWPCOA memberships	500.00
Professional Memberships	Florida Engineering Society	220.00
Safety Expenses	Boots	2,400.00
Safety Expenses	Safety equipment	4,500.00
Safety Expenses	Safety apparel	1,500.00
Subscriptions/Technical Publications	Miscellaneous subscriptions	250.00
Temporary Labor Services	Part-time temporary help as needed	2,271.00
Uniforms	T-shirt uniforms	500.00
Uniforms	Supply and cleaning of uniforms	2,700.00

PERSONAL SERVICES - FTE SCHEDULE

Position Name	FY2022	FY2023
FTE		
Capital Projects Construction Coordinator	0.00	1.00
Construction Coordination Supervisor	2.00	1.00
Engineering Department Manager	1.00	1.00
Engineering Information System Supervisor	1.00	0.00
Engineering Inspector	2.00	2.00
Engineering Services Specialist	2.00	2.00
Engineering Supervisor	1.00	1.00
Engineering Technician	3.00	3.00
Engineering Technician II	1.00	1.00
GIS Analyst	1.00	1.00
GIS Coordinator	0.00	0.50
GIS Technician	1.00	1.00
FTE	15.00	14.50

PERSONAL SERVICES COST DETAIL - BY ACCOUNT

Visualization



	Budget FY 2022-2023
(512100) Salaries and Wages Pay	\$900,402
(512107) Longevity Pay	\$15,499
(512140) Holiday Pay	\$50,263
(512190) Sick Leave Pay	\$12,291

	Budget FY 2022-2023
(512191) Paid Time Off (PTO)	\$124,988
(514120) Overtime & Miscellaneous Leave Pay	\$16,000
(515100) Safety Program Pay	\$1,800
(515300) Paid Time Off (PTO) Sold Pay	\$10,908
(521200) Social Security - SUA Expense	\$85,248
(522300) General Pension Expense	\$111,435
(523240) Health Insurance Expense	\$267,994
(523245) Dental Insurance	\$11,334
(524220) Workers Compensation Insurance Expense	\$11,835
TOTAL	\$1,619,997

FY 2024-2028 FIVE-YEAR - SUMMARY

	Budget FY 2023-2024	Budget FY 2024-2025	Budget FY 2025-2026	Budget FY 2026-2027	Budget FY 2027-2028
Personal Services	\$1,700,222	\$1,733,397	\$1,798,196	\$1,830,596	\$1,873,385
Operations and Maintenance	\$190,834	\$202,615	\$214,674	\$228,712	\$243,296
TOTAL	\$1,891,056	\$1,936,012	\$2,012,870	\$2,059,308	\$2,116,681

CAPITAL BUDGET

FY 2022-2023 CAPITAL BUDGET - RENEWAL PROJECTS

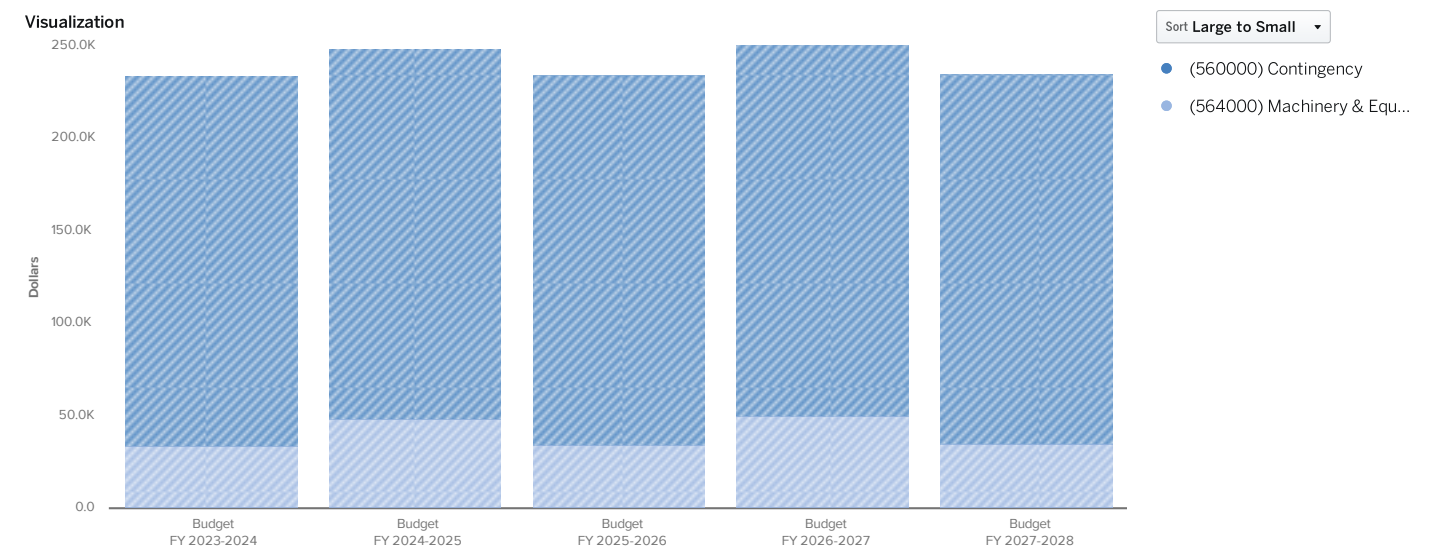
Project Description	FY2023
Amount	
Congress Avenue Utility Relocation	\$10,000
Congress Utility Replacement North of Avocado Rd.	\$100,000
GPS Hardware	\$17,000
GPS Software	\$5,500
Ground Penetrating Radar (GPR)	\$13,000
I95 at Northlake Blvd. Interchange Pipe Replacements	\$50,000
Miscellaneous FDOT Utility Relocations	\$100,000
Miscellaneous Palm Beach County Utility Relocations	\$100,000
Replacement Equipment for Engineering	\$5,000
AMOUNT	\$400,500

FY 2022-2023 CAPITAL BUDGET - NEW PROJECTS

Project Description	FY2023
Amount	
GIS Software	\$6,000
AMOUNT	\$6,000

FY 2024-2028 FIVE-YEAR - CAPITAL BUDGET

By Expense



By Project

Project	2024-25	2025-26	2026-27	Total
GIS Software	\$0	\$0	\$1,000	\$1,000
GPS Software	\$0	\$500	\$0	\$500
Ground Penetrating Radar (GPR)	\$15,000	\$0	\$15,000	\$30,000
TOTAL	\$15,000	\$500	\$16,000	\$31,500

FY 2022 - 2023 ANNUAL BUDGET



FINANCE DEPARTMENT

FINANCE

Seacoast Utility Authority Fiscal Year 2022-2023 Annual Department Budget Details

MISSION STATEMENT

The Finance Department comprises the Accounting Division, which manages the Authority's budgeting, accounts payable, payroll, fixed assets, internal controls, and external audits, and the Purchasing Division, which is responsible for procuring goods/services by the Authority policy, as well as maintaining the inventory in the warehouse.

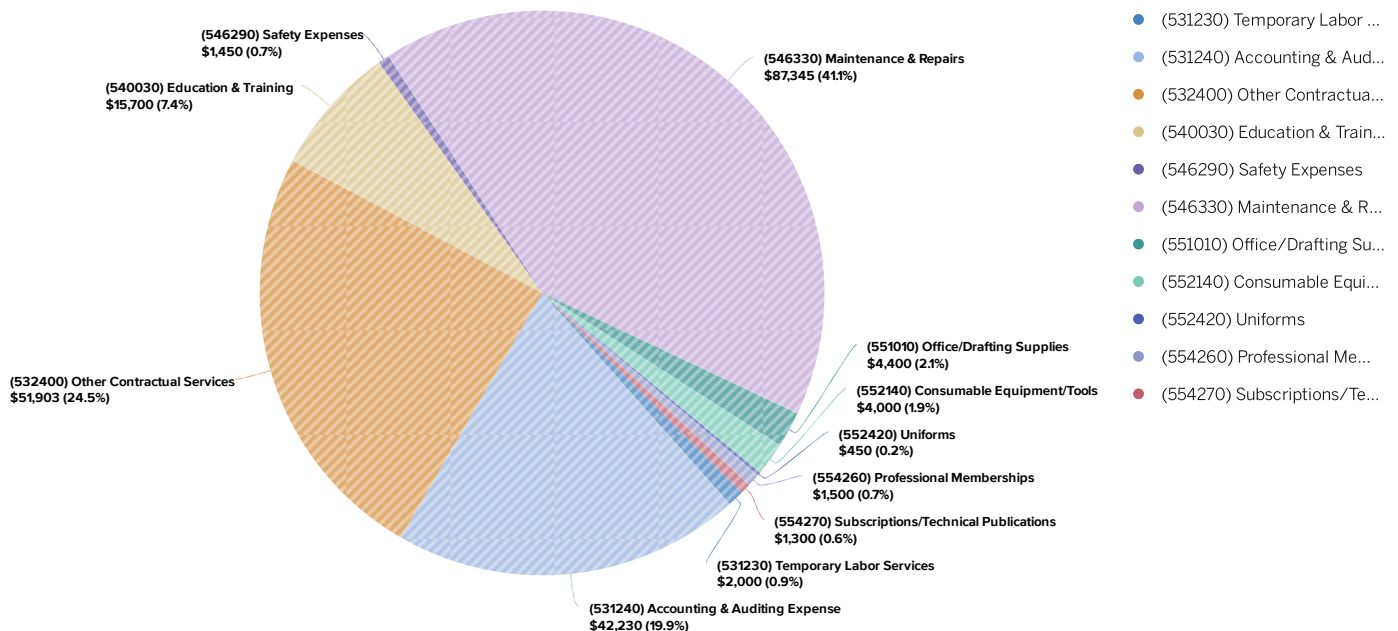
OPERATING BUDGET

FY 2022-2023 OPERATING BUDGET

Summary

	Actual FY 2020-2021	Budget FY 2021-2022	Estimate FY 2021-2022	Budget FY 2022-2023
Personal Services	\$620,470	\$778,649	\$654,756	\$774,884
Operations and Maintenance	\$154,764	\$201,152	\$182,257	\$212,278
TOTAL	\$775,234	\$979,801	\$837,013	\$987,162

Visualization



OPERATING COST DETAIL - BY ACCOUNT

Budget FY 2022-2023	
(531230) Temporary Labor Services	\$2,000
(531240) Accounting & Auditing Expense	\$42,230
(532400) Other Contractual Services	\$51,903
(540030) Education & Training	\$15,700
(546290) Safety Expenses	\$1,450
(546330) Maintenance & Repairs	\$87,345
(551010) Office/Drafting Supplies	\$4,400
(552140) Consumable Equipment/Tools	\$4,000
(552420) Uniforms	\$450
(554260) Professional Memberships	\$1,500
(554270) Subscriptions/Technical Publications	\$1,300
TOTAL	\$212,278

The remainder of this page is intentionally blank.

OPERATING COST DETAIL - BY ACCOUNT WITH ITEMIZATIONS

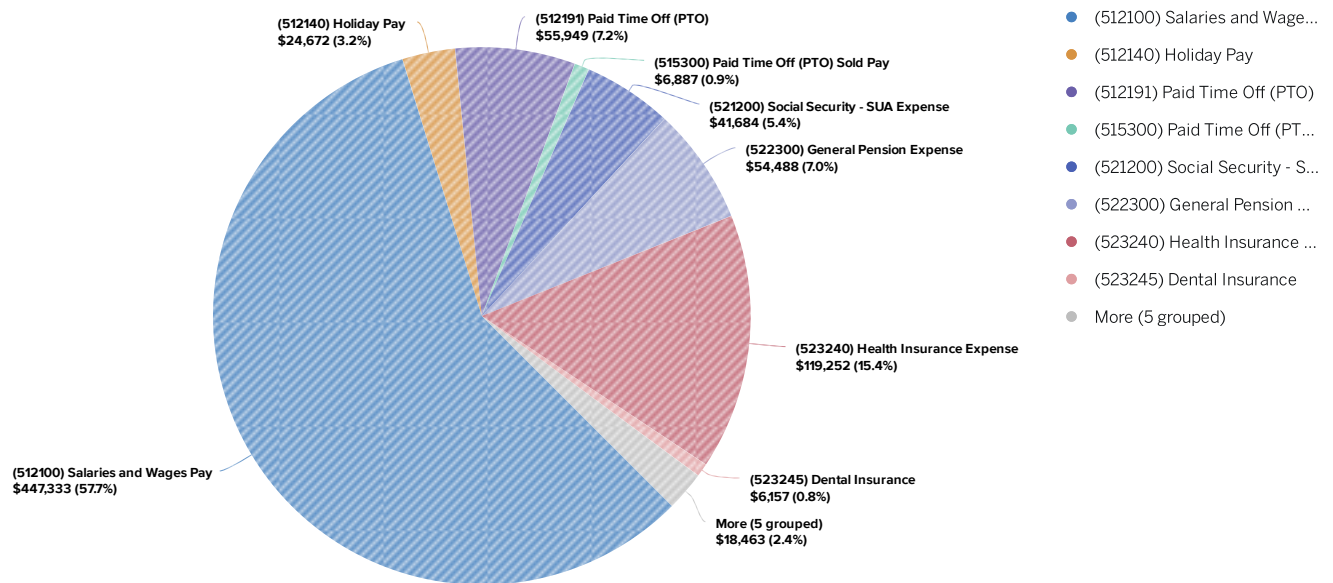
Object	Itemization Description	Amount (\$)
Accounting & Auditing Expense	Annual auditing and miscellaneous services	42,230.00
Consumable Equipment/Tools	Miscellaneous computer hardware/software supplies	4,000.00
Education & Training	MUNIS conference	6,000.00
Education & Training	Certified purchasing professional certification	2,000.00
Education & Training	FGFOA spring conference	6,500.00
Education & Training	Tuition reimbursement	1,200.00
Maintenance & Repairs	MUNIS disaster recovery maintenance fee	13,020.00
Maintenance & Repairs	MUNIS SSRS support fee	1,825.00
Maintenance & Repairs	Inventory software annual support and maintenance	1,000.00
Maintenance & Repairs	MUNIS general support	71,500.00
Office/Drafting Supplies	Miscellaneous office supplies	4,400.00
Other Contractual Services	GBF forms and design changes	1,800.00
Other Contractual Services	Armored car service	3,800.00
Other Contractual Services	Investment custodial fees	4,400.00
Other Contractual Services	OpenGov SaaS	33,878.00
Other Contractual Services	Geotab Tracking	225.00
Other Contractual Services	TimeClock Plus SaaS	4,200.00
Other Contractual Services	Treasury management software annual fee	3,600.00
Professional Memberships	American Purchasing Society	395.00
Professional Memberships	State Board of Accountancy - CPA License renewal	475.00
Professional Memberships	FGFOA - state and county memberships	175.00
Professional Memberships	GFOA national membership	400.00
Professional Memberships	CGFO certification renewal	55.00
Safety Expenses	Safety equipment	500.00
Safety Expenses	Safety apparel	500.00
Safety Expenses	Boots	450.00
Subscriptions/Technical Publications	GFOA assorted publications	100.00
Subscriptions/Technical Publications	Government GAAP Guide	300.00
Subscriptions/Technical Publications	Master Tax Guide	200.00
Subscriptions/Technical Publications	Payroll and accounting alerts	150.00
Subscriptions/Technical Publications	GFOA ACFR award program	550.00
Temporary Labor Services	Part-time temporary help as needed	2,000.00
Uniforms	Cleaning and supply of uniforms	300.00
Uniforms	T-Shirt uniforms	150.00

PERSONAL SERVICES - FTE SCHEDULE

Position Name	FY2022	FY2023
FTE		
Accountant I	1.00	1.00
Accounts Receivable Clerk	0.00	1.00
Finance Department Manager	1.00	1.00
Procurement Specialist	1.00	1.00
Senior Accountant	1.00	1.00
Senior Procurement Specialist	1.00	1.00
Warehouse Coordinator	2.00	0.00
Warehouse Inventory Parts Control Technician	0.00	1.00
FTE	7.00	7.00

PERSONAL SERVICES COST DETAIL - BY ACCOUNT

Visualization



	Budget FY 2022-2023
(512100) Salaries and Wages Pay	\$447,333
(512107) Longevity Pay	\$3,968
(512140) Holiday Pay	\$24,672
(512190) Sick Leave Pay	\$6,076
(512191) Paid Time Off (PTO)	\$55,949
(514120) Overtime & Miscellaneous Leave Pay	\$4,500
(515100) Safety Program Pay	\$840
(515300) Paid Time Off (PTO) Sold Pay	\$6,887
(521200) Social Security - SUA Expense	\$41,684
(522300) General Pension Expense	\$54,488
(523240) Health Insurance Expense	\$119,252

	Budget FY 2022-2023
(523245) Dental Insurance	\$6,157
(524220) Workers Compensation Insurance Expense	\$3,079
TOTAL	\$774,884

FY 2024-2028 FIVE-YEAR - SUMMARY

	Budget FY 2023-2024	Budget FY 2024-2025	Budget FY 2025-2026	Budget FY 2026-2027	Budget FY 2027-2028
Personal Services	\$814,693	\$830,211	\$861,247	\$876,765	\$896,906
Operations and Maintenance	\$218,584	\$223,512	\$233,214	\$240,805	\$248,386
TOTAL	\$1,033,277	\$1,053,723	\$1,094,461	\$1,117,570	\$1,145,292

FY 2022 - 2023 ANNUAL BUDGET



INFORMATION TECHNOLOGY DEPARTMENT

INFORMATION TECHNOLOGY

Seacoast Utility Authority
Fiscal Year 2022-2023 Annual
Department Budget Details

MISSION STATEMENT

Information Technology (I.T.) is responsible for all computer and network-related planning, implementation, cyber security, and support.

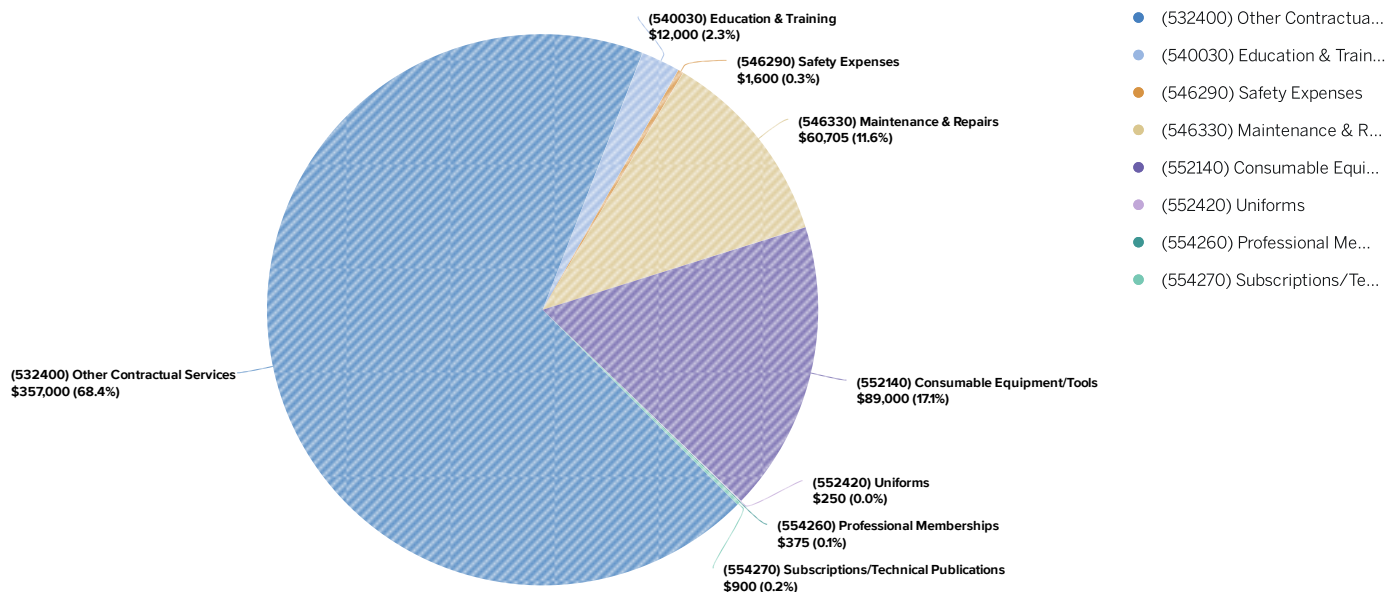
OPERATING BUDGET

FY 2022-2023 OPERATING BUDGET

Summary

	Actual FY 2020-2021	Budget FY 2021-2022	Estimate FY 2021-2022	Budget FY 2022-2023
Personal Services	\$320,666	\$376,622	\$361,953	\$468,671
Operations and Maintenance	\$159,614	\$337,137	\$331,727	\$521,830
TOTAL	\$480,280	\$713,759	\$693,680	\$990,501

Visualization



OPERATING COST DETAIL - BY ACCOUNT

Budget FY 2022-2023	
(532400) Other Contractual Services	\$357,000
(540030) Education & Training	\$12,000
(546290) Safety Expenses	\$1,600
(546330) Maintenance & Repairs	\$60,705
(552140) Consumable Equipment/Tools	\$89,000
(552420) Uniforms	\$250
(554260) Professional Memberships	\$375
(554270) Subscriptions/Technical Publications	\$900
TOTAL	\$521,830

Remainder of the page is intentionally blank.

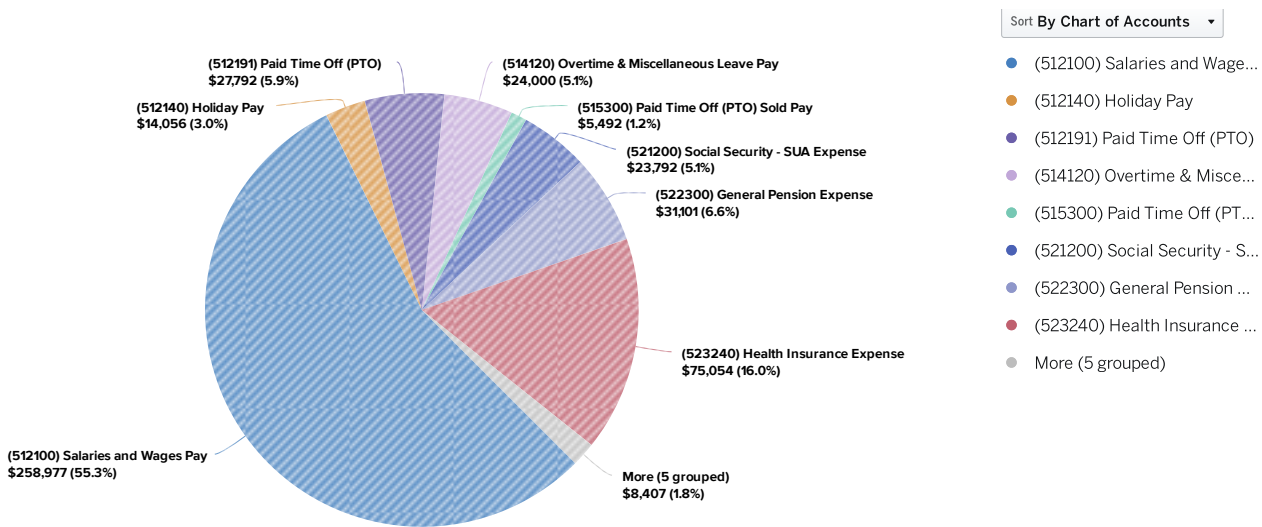
OPERATING COST DETAIL - BY ACCOUNT WITH ITEMIZATIONS

Object	Itemization Description	Amount (\$)
Consumable Equipment/Tools	UPS replacements	4,000.00
Consumable Equipment/Tools	Software upgrades	20,000.00
Consumable Equipment/Tools	Mobile devices replacement	20,000.00
Consumable Equipment/Tools	Miscellaneous computer hardware/software supplies	45,000.00
Education & Training	IT Systems Administrator IT Trainings	3,000.00
Education & Training	IT Systems Administrator Munis Conference	2,500.00
Education & Training	Computer Support Technician IT Trainings	2,000.00
Education & Training	Software Analyst IT trainings	2,000.00
Education & Training	Software Analyst Munis conference	2,500.00
Maintenance & Repairs	Email archive, license	3,168.00
Maintenance & Repairs	Computer asset inventory and application deployment software, license	3,000.00
Maintenance & Repairs	Remote access software, license	2,000.00
Maintenance & Repairs	Website maintenance, license	3,000.00
Maintenance & Repairs	Wireless cell modes, license	700.00
Maintenance & Repairs	Productivity improvement SaaS solutions	2,000.00
Maintenance & Repairs	Firewall annual, license	4,735.00
Maintenance & Repairs	Miscellaneous repairs	6,000.00
Maintenance & Repairs	Cloud collaboration services, license	14,582.00
Maintenance & Repairs	Vulnerability management, license	4,000.00
Maintenance & Repairs	Managed security services	17,520.00
Other Contractual Services	High speed internet	2,000.00
Other Contractual Services	Security information and event management (SIEM)	60,000.00
Other Contractual Services	Security assessment review	24,000.00
Other Contractual Services	Managed IT services	62,600.00
Other Contractual Services	Miscellaneous items	12,000.00
Other Contractual Services	ISC real-time threat detection system	100,000.00
Other Contractual Services	DNS protection	2,400.00
Other Contractual Services	Server licenses	94,000.00
Professional Memberships	ISC Annual Membership	200.00
Professional Memberships	FLGISA Membership	175.00
Safety Expenses	Safety equipment	500.00
Safety Expenses	Boots	600.00
Safety Expenses	Safety apparel	500.00
Subscriptions/Technical Publications	Miscellaneous subscriptions	900.00
Uniforms	Supply and cleaning of uniforms	250.00

PERSONAL SERVICES - FTE SCHEDULE

Position Name	FY2022	FY2023
FTE		
Computer Support Technician	1.00	2.00
IT Systems Administrator	1.00	1.00
Software Analyst	1.00	1.00
FTE	3.00	4.00

PERSONAL SERVICES COST DETAIL - BY ACCOUNT



	Budget FY 2022-2023
(512100) Salaries and Wages Pay	\$258,977
(512107) Longevity Pay	\$1,266
(512140) Holiday Pay	\$14,056
(512190) Sick Leave Pay	\$3,421
(512191) Paid Time Off (PTO)	\$27,792
(514120) Overtime & Miscellaneous Leave Pay	\$24,000
(515100) Safety Program Pay	\$480
(515300) Paid Time Off (PTO) Sold Pay	\$5,492
(521200) Social Security - SUA Expense	\$23,792
(522300) General Pension Expense	\$31,101
(523240) Health Insurance Expense	\$75,054
(523245) Dental Insurance	\$2,897
(524220) Workers Compensation Insurance Expense	\$342
TOTAL	\$468,671

FY 2024-2028 FIVE-YEAR - SUMMARY

	Budget FY 2023-2024	Budget FY 2024-2025	Budget FY 2025-2026	Budget FY 2026-2027	Budget FY 2027-2028
Personal Services	\$492,104	\$501,478	\$520,224	\$529,598	\$541,881
Operations and Maintenance	\$446,609	\$505,575	\$471,250	\$491,514	\$551,837
TOTAL	\$938,713	\$1,007,053	\$991,474	\$1,021,112	\$1,093,718

CAPITAL BUDGET

FY 2022-2023 CAPITAL BUDGET - RENEWAL PROJECTS

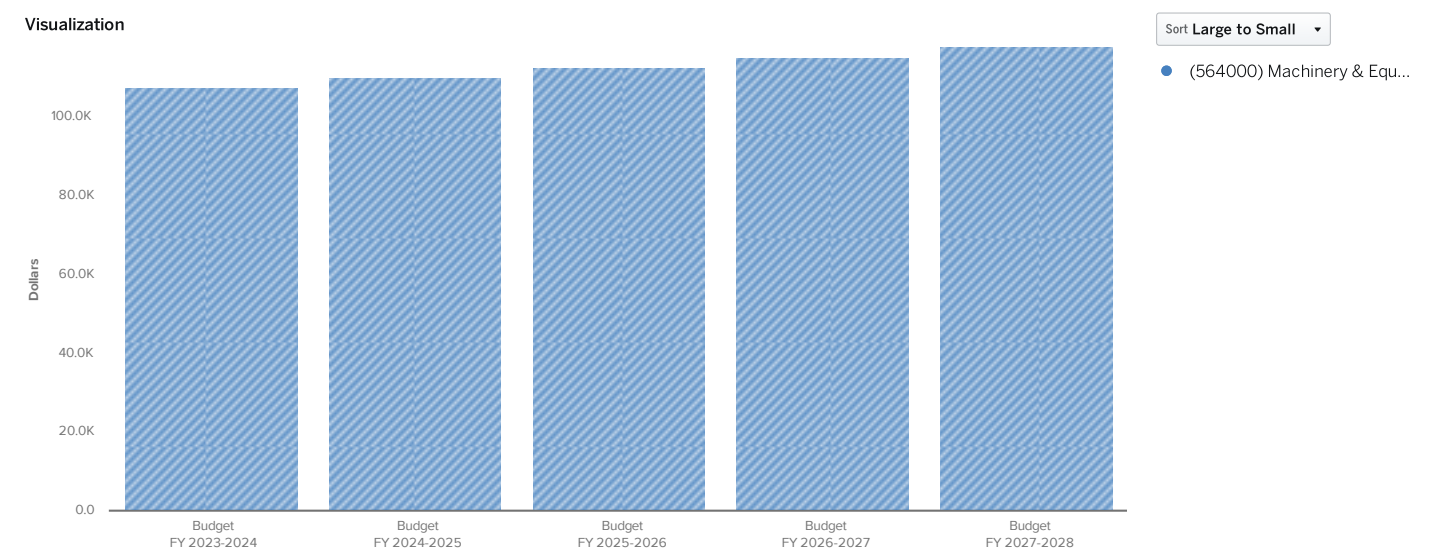
Project Description	FY2023
Amount	
Other Server/Network Upgrades	\$55,000
Personal Computer Upgrades	\$50,000
AMOUNT	\$105,000

FY 2022-2023 CAPITAL BUDGET - NEW PROJECTS

Project Description	FY2023
Amount	
Personal Computer Backup Solution	\$20,000
AMOUNT	\$20,000

FY 2024-2028 FIVE-YEAR - CAPITAL BUDGET

By Expense



By Project

Project	2023-24	2024-25	2025-26	2026-27	2027-28	Total
Other Server/Network Upgrades	\$1,500	\$1,500	\$1,500	\$1,500	\$1,500	\$7,500
Personal Computer Upgrades	\$1,000	\$1,000	\$1,000	\$1,000	\$1,000	\$5,000
TOTAL	\$2,500	\$2,500	\$2,500	\$2,500	\$2,500	\$12,500

FY 2022 - 2023 ANNUAL BUDGET



CUSTOMER SERVICE DEPARTMENT

CUSTOMER SERVICE

Seacoast Utility Authority
Fiscal Year 2022-2023 Annual
Department Budget Details

MISSION STATEMENT

The Authority's Customer Service Department helps customers establish accounts, responds to service inquiries, collects and processes meter readings and customer billings, and responds to billing and payment inquiries.

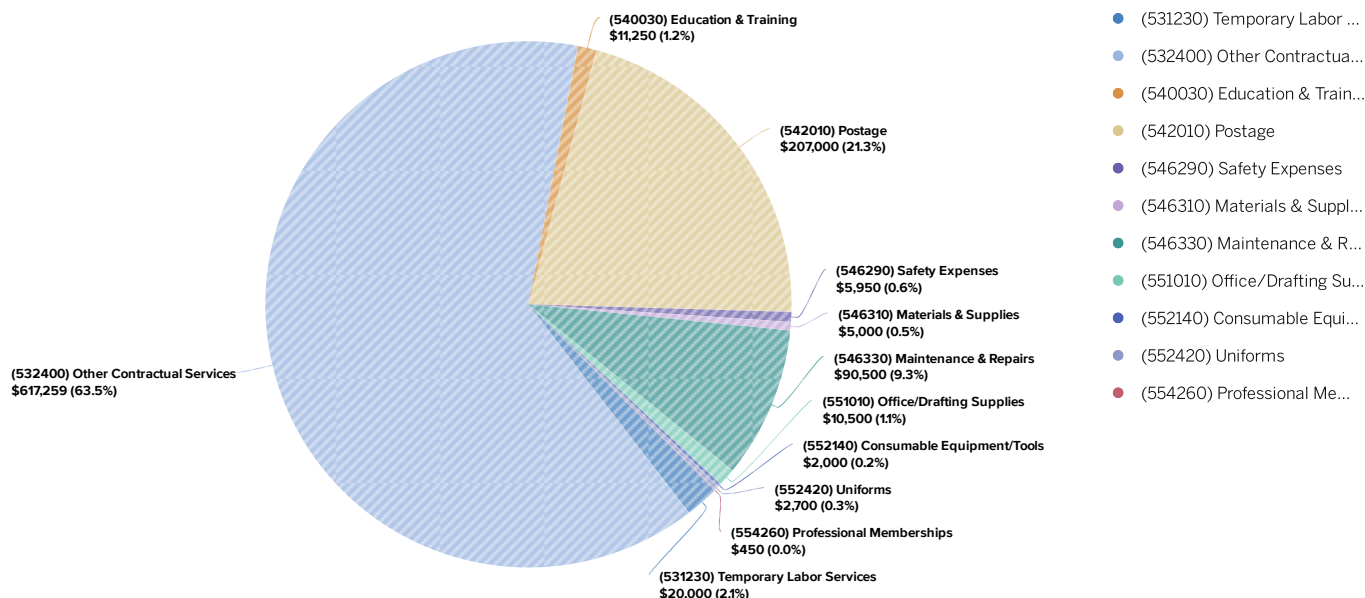
OPERATING BUDGET

FY 2022-2023 OPERATING BUDGET

Summary

	Actual FY 2020-2021	Budget FY 2021-2022	Estimate FY 2021-2022	Budget FY 2022-2023
Personal Services	\$1,222,846	\$1,311,097	\$1,273,439	\$1,352,919
Operations and Maintenance	\$623,270	\$790,643	\$764,389	\$972,609
TOTAL	\$1,846,116	\$2,101,740	\$2,037,828	\$2,325,528

Visualization



OPERATING COST DETAIL - BY ACCOUNT

Budget FY 2022-2023	
(531230) Temporary Labor Services	\$20,000
(532400) Other Contractual Services	\$617,259
(540030) Education & Training	\$11,250
(542010) Postage	\$207,000
(546290) Safety Expenses	\$5,950
(546310) Materials & Supplies	\$5,000
(546330) Maintenance & Repairs	\$90,500
(551010) Office/Drafting Supplies	\$10,500
(552140) Consumable Equipment/Tools	\$2,000
(552420) Uniforms	\$2,700
(554260) Professional Memberships	\$450
TOTAL	\$972,609

Remainder of the page is intentionally blank.

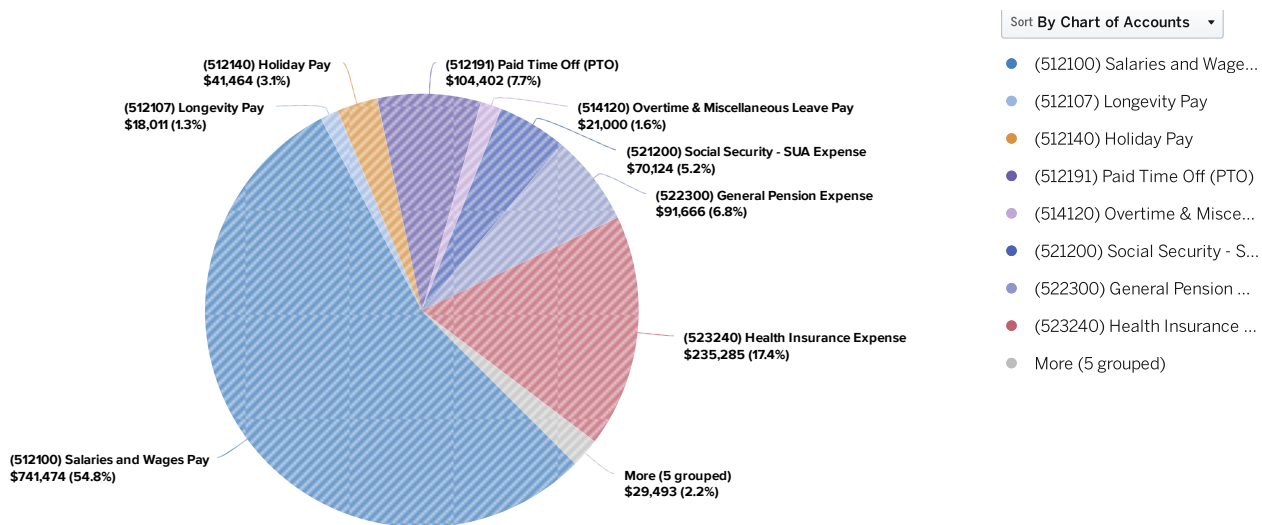
OPERATING COST DETAIL - BY ACCOUNT WITH ITEMIZATIONS

Object	Itemization Description	Amount (\$)
Consumable Equipment/Tools	Small hand tools	2,000.00
Education & Training	CS Week - billing/customer service conference	6,000.00
Education & Training	Sensus Reach conference	300.00
Education & Training	Seminars/classes	500.00
Education & Training	FWPCOA short school	2,450.00
Education & Training	Tuition reimbursement	2,000.00
Maintenance & Repairs	Annual maintenance contract for AUSC	61,200.00
Maintenance & Repairs	Annual maintenance contracts - other small equipment	29,300.00
Materials & Supplies	Meter locks and other miscellaneous supplies	5,000.00
Office/Drafting Supplies	CCR newsletter	2,000.00
Office/Drafting Supplies	Water Distribution and Sewer Collection forms	1,050.00
Office/Drafting Supplies	Postage and other miscellaneous supplies	1,200.00
Office/Drafting Supplies	Brochures	4,000.00
Office/Drafting Supplies	Cashier supplies	250.00
Office/Drafting Supplies	Dye tabs	2,000.00
Other Contractual Services	GPS maintenance for vehicle tracking	1,420.00
Other Contractual Services	Shredder services	1,200.00
Other Contractual Services	Robo call services	13,900.00
Other Contractual Services	Lien and estoppel services	56,400.00
Other Contractual Services	Customer payment processing/billing/fees	304,500.00
Other Contractual Services	Aqua Hawk customer interface annual fee including alerting system	47,000.00
Other Contractual Services	AMI hosting service for SaaS and Analytics	35,539.00
Other Contractual Services	Billing system upgrades (minor)	10,300.00
Other Contractual Services	Customer Information System SAAS Fees	147,000.00
Postage	PO box rental fee	1,500.00
Postage	Postal return mail service - postage due	1,500.00
Postage	Billing postage and postage meter	204,000.00
Professional Memberships	FWPCOA	450.00
Safety Expenses	Safety equipment	3,000.00
Safety Expenses	Safety apparel	1,500.00
Safety Expenses	Boots	1,450.00
Temporary Labor Services	Part-time temporary help as needed	20,000.00
Uniforms	Supply and cleaning of uniforms	2,200.00
Uniforms	T-shirt uniforms	500.00

PERSONAL SERVICES - FTE SCHEDULE

Position Name	FY2022	FY2023
FTE		
Billing And Field Tech Supervisor	1.00	1.00
Collections Representative	1.00	0.00
Cust/Community Supervisor	1.00	1.00
Customer Relations Representative - Field	4.00	4.00
Customer Relations Representative - Office	7.00	8.00
Customer/Billing Manager	1.00	1.00
FTE	15.00	15.00

PERSONAL SERVICES COST DETAIL - BY ACCOUNT



	Budget FY 2022-2023
(512100) Salaries and Wages Pay	\$741,474
(512107) Longevity Pay	\$18,011
(512140) Holiday Pay	\$41,464
(512190) Sick Leave Pay	\$10,141
(512191) Paid Time Off (PTO)	\$104,402
(514120) Overtime & Miscellaneous Leave Pay	\$21,000
(515100) Safety Program Pay	\$1,800
(515300) Paid Time Off (PTO) Sold Pay	\$1,167
(521200) Social Security - SUA Expense	\$70,124
(522300) General Pension Expense	\$91,666
(523240) Health Insurance Expense	\$235,285
(523245) Dental Insurance	\$9,661
(524220) Workers Compensation Insurance Expense	\$6,724
TOTAL	\$1,352,919

FY 2024-2028 FIVE-YEAR - SUMMARY

	Budget FY 2023-2024	Budget FY 2024-2025	Budget FY 2025-2026	Budget FY 2026-2027	Budget FY 2027-2028
Personal Services	\$1,420,565	\$1,447,623	\$1,501,740	\$1,528,798	\$1,563,834
Operations and Maintenance	\$1,044,361	\$1,008,405	\$1,041,016	\$1,074,817	\$1,109,851
TOTAL	\$2,464,926	\$2,456,028	\$2,542,756	\$2,603,615	\$2,673,685

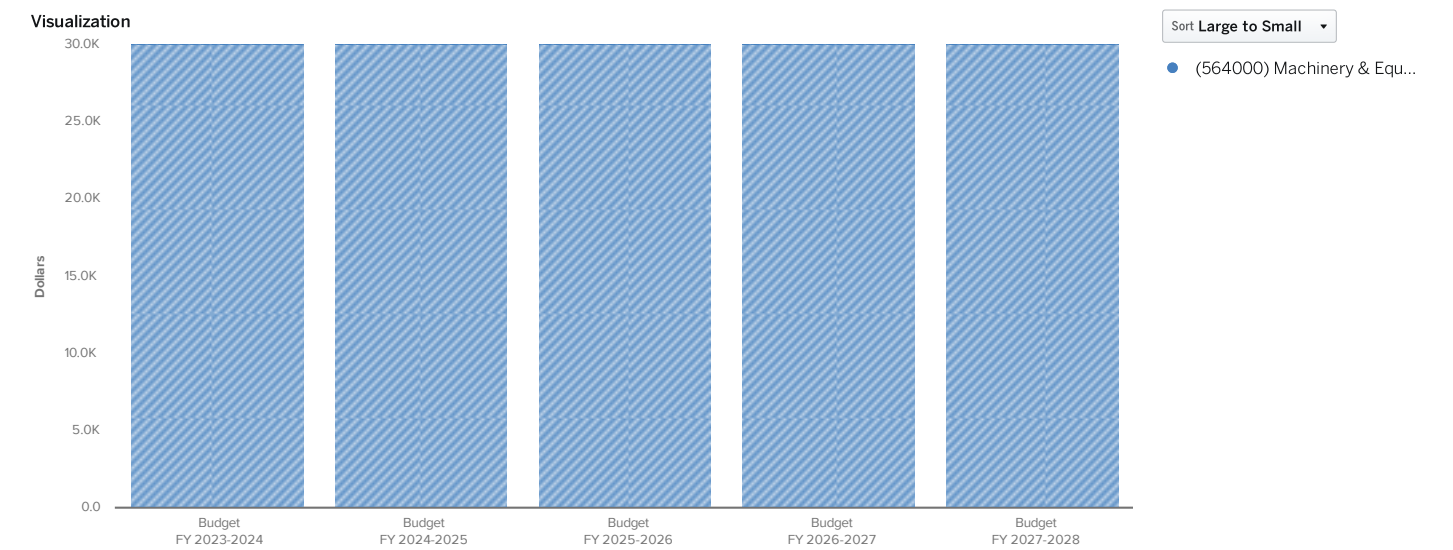
CAPITAL BUDGET

FY 2022-2023 CAPITAL BUDGET - RENEWAL PROJECTS

Project Description	FY2023
Amount	
CIS/Billing Software Replacement & Upgrades	\$525,000
Miscellaneous Equipment Replacement	\$10,000
AMOUNT	\$535,000

FY 2024-2028 FIVE-YEAR - CAPITAL BUDGET

By Expense



By Project

By Project

	Budget FY 2023-2024	Budget FY 2024-2025	Budget FY 2025-2026	Budget FY 2026-2027	Budget FY 2027-2028
Customer Service					
Miscellaneous Equipment Replacement	\$5,000	\$5,000	\$5,000	\$5,000	\$5,000
CIS/Billing Software Replacement & Upgrades	\$25,000	\$25,000	\$25,000	\$25,000	\$25,000
CUSTOMER SERVICE TOTAL	\$30,000	\$30,000	\$30,000	\$30,000	\$30,000
TOTAL	\$30,000	\$30,000	\$30,000	\$30,000	\$30,000

FY 2022 - 2023 ANNUAL BUDGET



WATER TREATMENT DEPARTMENT

WATER TREATMENT

**Seacoast Utility Authority
Fiscal Year 2022-2023 Annual
Department Budget Details**

MISSION STATEMENT

The Authority's 30.5 million gallon per day (MGD) Hood Road Water Treatment Plant, the winner of the Florida Section, American Water Works Association's statewide 2022 "Best Tasting Drinking Water" contest, serves 92,000 citizens of Palm Beach Gardens, Lake Park, North Palm Beach, southern Juno Beach, and Unincorporated Palm Beach County.

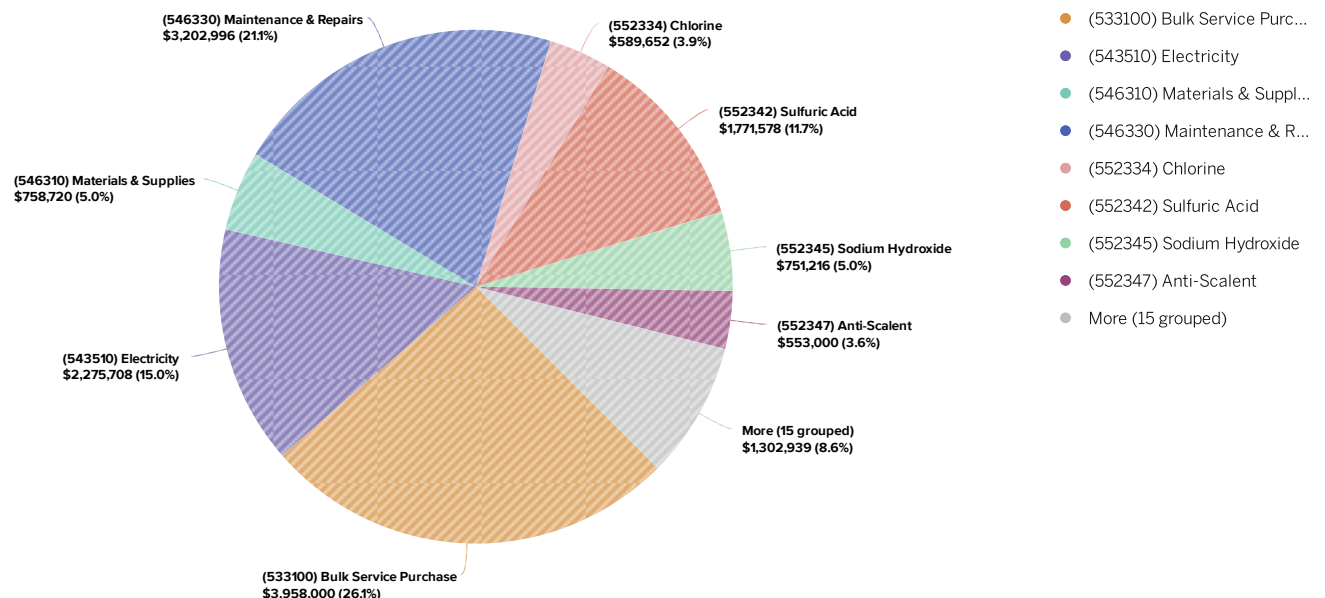
OPERATING BUDGET

FY 2022-2023 OPERATING BUDGET

Summary

	Actual FY 2020-2021	Budget FY 2021-2022	Estimate FY 2021-2022	Budget FY 2022-2023
Personal Services	\$2,624,888	\$2,887,919	\$2,862,114	\$2,964,640
Operations and Maintenance	\$8,617,775	\$11,592,758	\$10,728,188	\$15,163,809
TOTAL	\$11,242,664	\$14,480,677	\$13,590,302	\$18,128,449

Visualization



OPERATING COST DETAIL - BY ACCOUNT

	Budget FY 2022-2023
(531221) Laboratory Services - Outside	\$32,100
(532400) Other Contractual Services	\$169,100
(533100) Bulk Service Purchase	\$3,958,000
(540030) Education & Training	\$25,795
(543510) Electricity	\$2,275,708
(544040) Equipment Rental	\$21,400
(546290) Safety Expenses	\$17,900
(546310) Materials & Supplies	\$758,720
(546330) Maintenance & Repairs	\$3,202,996
(552140) Consumable Equipment/Tools	\$25,279
(552330) Chemical Supplies	\$144,540
(552334) Chlorine	\$589,652
(552335) Ammonia	\$124,771
(552339) Hypochlorite	\$314,776
(552342) Sulfuric Acid	\$1,771,578
(552343) Polyphosphate	\$298,102
(552344) Carbon Dioxide	\$100,738
(552345) Sodium Hydroxide	\$751,216
(552347) Anti-Scalent	\$553,000
(552420) Uniforms	\$8,300
(554260) Professional Memberships	\$8,113
(554270) Subscriptions/Technical Publications	\$500
(554280) Licenses & Certifications	\$11,525
TOTAL	\$15,163,809

Remainder of the page is intentionally blank.

OPERATING COST DETAIL - BY ACCOUNT WITH ITEMIZATIONS

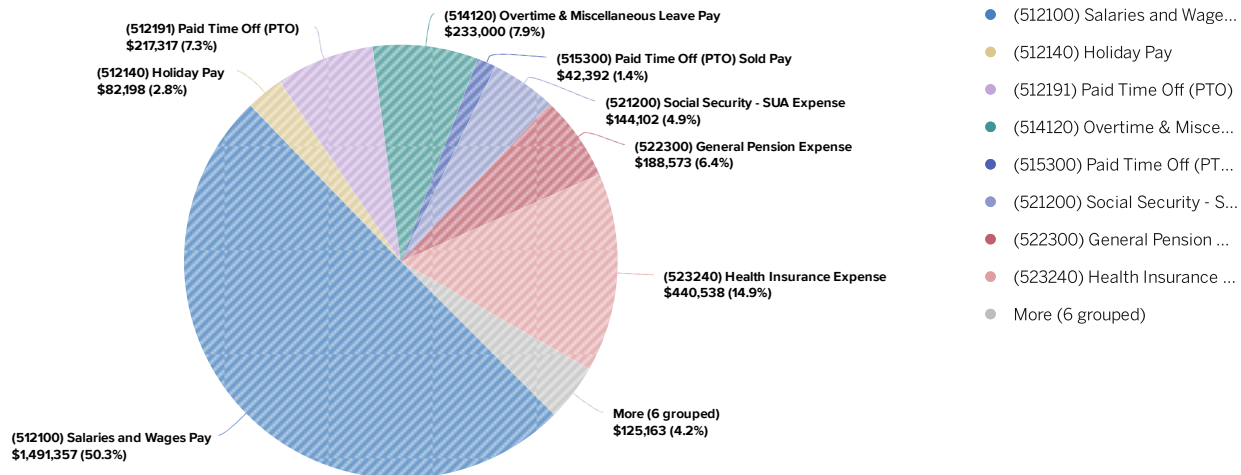
Object	Itemization Description	Amount (\$)
Ammonia	Bulk ammonia for chlorination process; estimated 43 tons at \$2,288.00 per ton to treat 6,907 MG of finished water	124,771.00
Anti-Scalent	Anti-Scalant used for pretreatment of 8,186 MG of raw water to prevent scale deposits from forming on membranes; estimated...	553,000.00
Bulk Service Purchase	Purchased bulk water and sewer services	3,958,000.00
Carbon Dioxide	Carbon dioxide for alkalinity adjustment on finished water; estimated 649.6 tons at \$260.00 per ton	100,738.00
Chemical Supplies	Includes degasifiers and odor control cleaning chemicals	144,540.00
Chlorine	Chlorine for disinfection of estimated annual flow of 7,081 MG finished water; 389 tons at \$1,516 per ton	589,652.00
Consumable Equipment/Tools	Miscellaneous tools for water plants	25,279.00
Education & Training	REXEL/Alan Bradly training course	3,750.00
Education & Training	SCADA training	4,670.00
Education & Training	FSEA	1,625.00
Education & Training	FSEA Environmental Technical Conference	1,560.00
Education & Training	Tuition Reimbursement	4,000.00
Education & Training	NF/RO Training	390.00
Education & Training	FWPCOA local short school	3,690.00
Education & Training	FSAWWA training resources	2,000.00
Education & Training	SEDA	4,110.00
Electricity	Cost of electricity for water treatment plant, high service distribution pumps and raw water pump facilities. Based on new FPL ra...	2,275,708.00
Equipment Rental	Rental crane and miscellaneous equipment	21,400.00
Hypochlorite	Hypochlorite used for odor control in air scrubbers; estimated 700 gallons consumption per day at \$1.23 gallon	314,776.00
Laboratory Services - Outside	Water quality monitoring, field sampling, and laboratory analysis for Floridan and surficial raw water supplies; including monitorin...	32,100.00
Licenses & Certifications	FDEP operator licensing	1,475.00
Licenses & Certifications	Annual operating permit fees for community public water systems; includes Palm Beach County Health Department and FDEP r...	9,550.00
Licenses & Certifications	Central lab microbiology certification	500.00
Maintenance & Repairs	O2303 - Instrumentation and SCADA repair, annual software and hardware maintenance and upgrades	300,000.00
Maintenance & Repairs	Annual preventative maintenance associated with lighting, cathodic protection and safety systems on elevated storage tank	4,280.00
Maintenance & Repairs	Annual preventative maintenance, inspection and load testing of crane and hoist systems	5,350.00
Maintenance & Repairs	O2318 - Annual roof inspection and maintenance	10,675.00
Maintenance & Repairs	Annual service contract to inspect components of CO2 storage and carbonator systems	5,671.00
Maintenance & Repairs	Annual UPS Service agreement	3,745.00
Maintenance & Repairs	Laboratory equipment repair, calibration, and inspection, including Hach Turbidity meters	5,350.00
Maintenance & Repairs	O2301 - Repair or replacement of pumps and motors at the water plant and repump facilities	281,410.00
Maintenance & Repairs	O2302 - Annual well maintenance for well rehabilitation, painting, and piping repairs	535,000.00
Maintenance & Repairs	O2305 - Annual preventive maintenance and inspections on MCC components	98,000.00
Maintenance & Repairs	O2306 - Annual preventative maintenance, repairs and inspections on ammonia and chlorine feed equipment	42,800.00
Maintenance & Repairs	O2307 - Routine maintenance cost for odor control scrubbers and degasifiers	18,750.00
Maintenance & Repairs	O2308 - Annual maintenance costs for liquid chemical feed systems, tuning, calibration, and pump maintenance	42,800.00
Maintenance & Repairs	O2309 - Maintenance on chemical and high service pump rooms; repump station buildings; and general plant maintenance	1,356,670.00
Maintenance & Repairs	O2310 - Ground storage tanks inspection and cleaning	22,470.00
Maintenance & Repairs	O2311 - Annual radio and UPS service and testing	20,000.00

Maintenance & Repairs	O2312 - Membrane evaluation service	12,005.00
Maintenance & Repairs	O2313 - Annual calibration, certification and repair of membrane treatment system instrumentation	15,000.00
Maintenance & Repairs	O2314 - Annual contract to maintain AC systems and exhaust fans	90,000.00
Maintenance & Repairs	O2315 - General maintenance and repairs	199,020.00
Maintenance & Repairs	O2316 - Generator warranty renewal and generator maintenance Warranty renewal 2027.	84,000.00
Maintenance & Repairs	O2317 - Inspection and nitrogen replacement of 21 well transformers.	50,000.00
Materials & Supplies	Membrane plant filter cartridges	214,200.00
Materials & Supplies	Other miscellaneous supplies	38,520.00
Materials & Supplies	General repair supplies; includes small pumps, motors, ARV maintenance, metering equipment parts, electrical parts, small pro...	470,000.00
Materials & Supplies	Air filters for degas blowers	21,400.00
Materials & Supplies	Central laboratory miscellaneous supplies and parts	14,600.00
Other Contractual Services	Central laboratory drinking water audit services	6,600.00
Other Contractual Services	Asset Management Software	20,000.00
Other Contractual Services	Miscellaneous engineering fees	49,500.00
Other Contractual Services	Chemical spill cleanup and remediation	93,000.00
Polyphosphate	Polyphosphate corrosion inhibitor added to 6,907 MG of finished water for the protection of distribution system; estimated 173 t...	298,102.00
Professional Memberships	FWPCOA memberships	570.00
Professional Memberships	American Water Works Association	6,783.00
Professional Memberships	19 SEDA memberships	760.00
Safety Expenses	Safety Equipment	9,400.00
Safety Expenses	Safety Apparel	3,000.00
Safety Expenses	Boots	5,500.00
Sodium Hydroxide	Sodium Hydroxide used for pH adjustment of 6,907 MG of finished water following membrane treatment; estimated 241 tons at...	576,245.00
Sodium Hydroxide	Sodium Hydroxide used for odor control associated with removal and treatment of hydrogen sulfide from the permeate flow stre...	174,971.00
Subscriptions/Technical Publications	Miscellaneous subscriptions	500.00
Sulfuric Acid	Sulfuric acid used for pH adjustment of 8,186 MG of raw water preceding membrane treatment; estimated 5,571 tons at \$318 ...	1,771,578.00
Uniforms	T-shirt uniforms	500.00
Uniforms	Supply and cleaning of uniforms	7,800.00

PERSONAL SERVICES - FTE SCHEDULE

Position Name	FY2022	FY2023
FTE		
Assistant Chief Operator	1.00	1.00
Electrician	1.00	1.00
Instrumentation & Scada Technician I	1.00	1.00
Instrumentation & Scada Technician II	1.00	0.00
Laboratory Analyst	0.00	1.00
Laboratory Supervisor	1.00	1.00
Membrane Specialist	1.00	1.00
Water Department Manager	0.50	0.50
Water Plant Chief Operator	1.00	1.00
Water Plant Maintenance Supervisor	1.00	1.00
Water Plant Mechanic	1.00	1.00
Water Plant Operator A	4.00	3.00
Water Plant Operator B	2.00	3.00
Water Plant Operator C	3.00	5.00
Water Plant Trainee	2.00	0.00
Water Production Support Specialist	1.00	1.00
Water Resources Membrane Operations Specialist	1.00	1.00
FTE	22.50	22.50

PERSONAL SERVICES COST DETAIL - BY ACCOUNT



	Budget FY 2022-2023
(512100) Salaries and Wages Pay	\$1,491,357
(512106) Park of Commerce Pay	\$12,720
(512107) Longevity Pay	\$32,357
(512140) Holiday Pay	\$82,198
(512190) Sick Leave Pay	\$20,109
(512191) Paid Time Off (PTO)	\$217,317
(514120) Overtime & Miscellaneous Leave Pay	\$233,000
(515100) Safety Program Pay	\$2,700
(515300) Paid Time Off (PTO) Sold Pay	\$42,392

	Budget FY 2022-2023
(521200) Social Security - SUA Expense	\$144,102
(522300) General Pension Expense	\$188,573
(523240) Health Insurance Expense	\$440,538
(523245) Dental Insurance	\$16,320
(524220) Workers Compensation Insurance Expense	\$40,957
TOTAL	\$2,964,640

FY 2024 - 2028 FIVE-YEAR - SUMMARY

	Budget FY 2023-2024	Budget FY 2024-2025	Budget FY 2025-2026	Budget FY 2026-2027	Budget FY 2027-2028
Personal Services	\$3,112,872	\$2,964,745	\$2,964,640	\$2,964,640	\$2,979,490
Operations and Maintenance	\$15,525,168	\$15,993,955	\$17,044,653	\$17,734,264	\$19,525,559
TOTAL	\$18,638,040	\$18,958,700	\$20,009,293	\$20,698,904	\$22,505,049

CAPITAL BUDGET

FY 2022-2023 CAPITAL BUDGET - RENEWAL PROJECTS

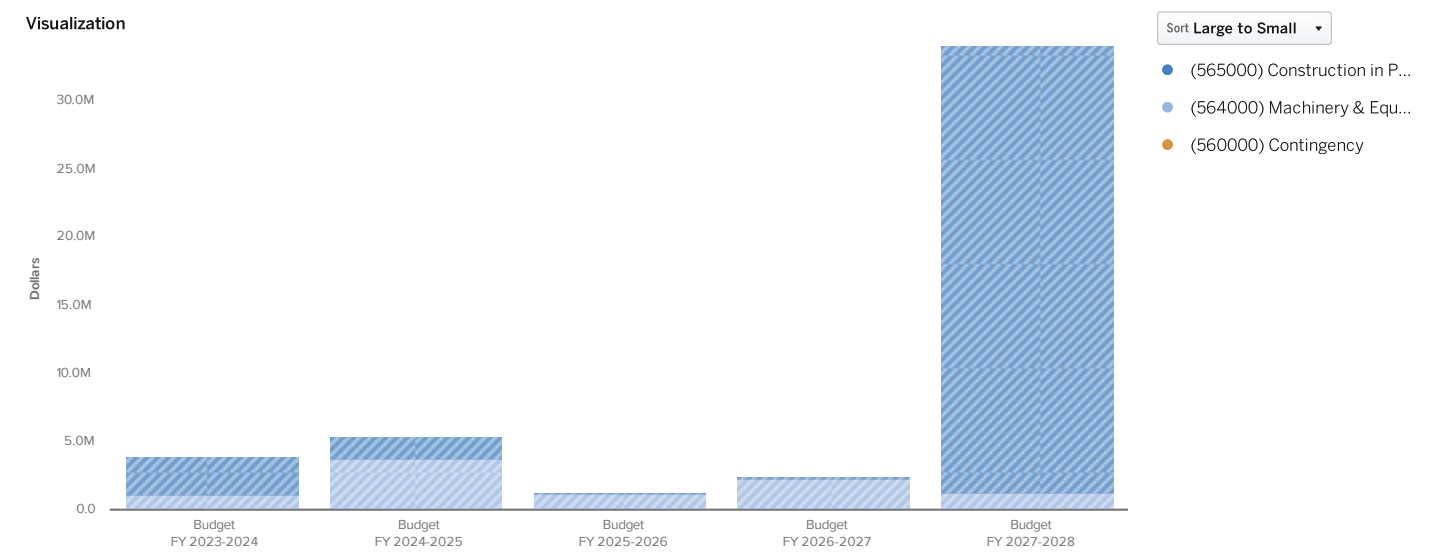
Project Description	FY2023
Amount	
12" Water Main & 12" RWC Relocation	\$500,000
Bypass Piping of 36" Combined Permeate Static Mixer	\$600,000
Check Valve Replacements	\$120,000
Data Switch Replacement	\$60,000
Grounding Improvements	\$21,400
High Service Pump Replacement at Hood Road Water Treatment Plant	\$101,650
HRWTP Membrane Skid Replacement	\$53,500
HRWTP SCADA Upgrade and Replacements	\$100,000
Pump And Motor Replacements	\$105,000
Replacement and Spare PLC Unit	\$113,420
Replacement of Hydac Actuators	\$17,200
Replacement of Membrane Building Exhaust Fans	\$93,000
RW Pump Station Scada Upgrade	\$15,000
Security Cameras & Access Control	\$5,000
Variable Frequency Drive Replacement	\$214,000
Water Process Monitoring Equipment	\$10,700
Water Treatment Electrical Spare Parts	\$150,000
Water Treatment Lab Equipment	\$23,540
Water Treatment Lab Equipment Replacement	\$22,000
Well Panel Radio Replacements	\$5,350
Well Screen Replacements	\$187,250
AMOUNT	\$2,518,010

FY 2022-2023 CAPITAL BUDGET - NEW PROJECTS

Project Description	FY2023
Amount	
US-1 to Corsair Water Main Loop	\$160,000
AMOUNT	\$160,000

FY 2024 -2028 FIVE- YEAR - CAPITAL BUDGET

By Expense



By Project

Project	2023-24	2024-25	2025-26	2026-27	2027-28	Total
Construction of High Service Pump MCC and Generator	\$0	\$0	\$0	\$0	\$7,500,000	\$7,500,000
Construction of High Service Pump and Header at HRWTP	\$0	\$0	\$0	\$0	\$4,000,000	\$4,000,000
Construction of WTP Clearwell	\$0	\$0	\$0	\$0	\$20,000,000	\$20,000,000
Generator Replacements	\$0	\$1,000,000	\$0	\$1,000,000	\$0	\$2,000,000
Grounding Improvements	\$1,498	\$1,603	\$1,715	\$1,835	\$1,964	\$8,615
HRWTP Membrane Skid Replacement	\$3,745	\$4,007	\$4,288	\$4,588	\$4,909	\$21,537
High Service Pump Replacement at Hood Road	\$7,116	\$7,613	\$8,147	\$8,716	\$9,327	\$40,919
Hood Road WTP Deep Injection Well MIT and Permit	\$40,000	\$60,000	\$0	\$0	\$0	\$100,000
Hydac Filter Parts	\$60,000	\$0	\$0	\$60,000	\$0	\$120,000
Lab Replacement Equipment	\$0	\$0	\$1,000	\$0	\$0	\$1,000
Membrane Element Replacements	\$0	\$1,500,000	\$0	\$0	\$0	\$1,500,000
Pump and Motor Replacements	\$7,350	\$7,865	\$8,415	\$9,004	\$9,634	\$42,268
Replacement and Spare PLC	\$7,939	\$8,496	\$9,089	\$9,726	\$10,407	\$45,657
Replacement of Ground Storage Tank at Richard Road Repump	\$2,000,000	\$0	\$0	\$0	\$0	\$2,000,000
Replacement/Bypass of 16"Raw Water Static Mixer	\$0	\$500,000	\$0	\$0	\$0	\$500,000
Replacement/Bypass of 36"Raw Water Static Mixer	\$600,000	\$0	\$0	\$0	\$0	\$600,000
Security Cameras & Access Control	\$350	\$375	\$400	\$429	\$459	\$2,013
Surficial Aquifer Raw Water Well Replacement	\$0	\$1,000,000	\$0	\$0	\$1,000,000	\$2,000,000
Variable Frequency Drive Replacement	\$14,980	\$16,029	\$17,150	\$18,351	\$19,636	\$86,146
Water Process Monitoring Equipment	\$749	\$801	\$858	\$918	\$981	\$4,307
Water Treatment Lab Equipment	\$1,648	\$1,763	\$1,887	\$2,018	\$2,160	\$9,476
Well Panel Radio Replacements	\$375	\$400	\$429	\$459	\$491	\$2,154
Well Screen Replacements	\$13,108	\$14,025	\$15,006	\$16,058	\$17,181	\$75,378
TOTAL	\$2,758,858	\$4,122,977	\$68,384	\$1,132,102	\$32,577,149	\$40,659,470

FY 2022 - 2023 ANNUAL BUDGET



WATER DISTRIBUTION DEPARTMENT

WATER DISTRIBUTION

Seacoast Utility Authority
Fiscal Year 2022-2023 Annual
Department Budget Details

MISSION STATEMENT

The Water Distribution Department operates and maintains the Authority's 500 miles of water mains, 3,600 fire hydrants, 2,000 backflow prevention devices, and other related facilities.

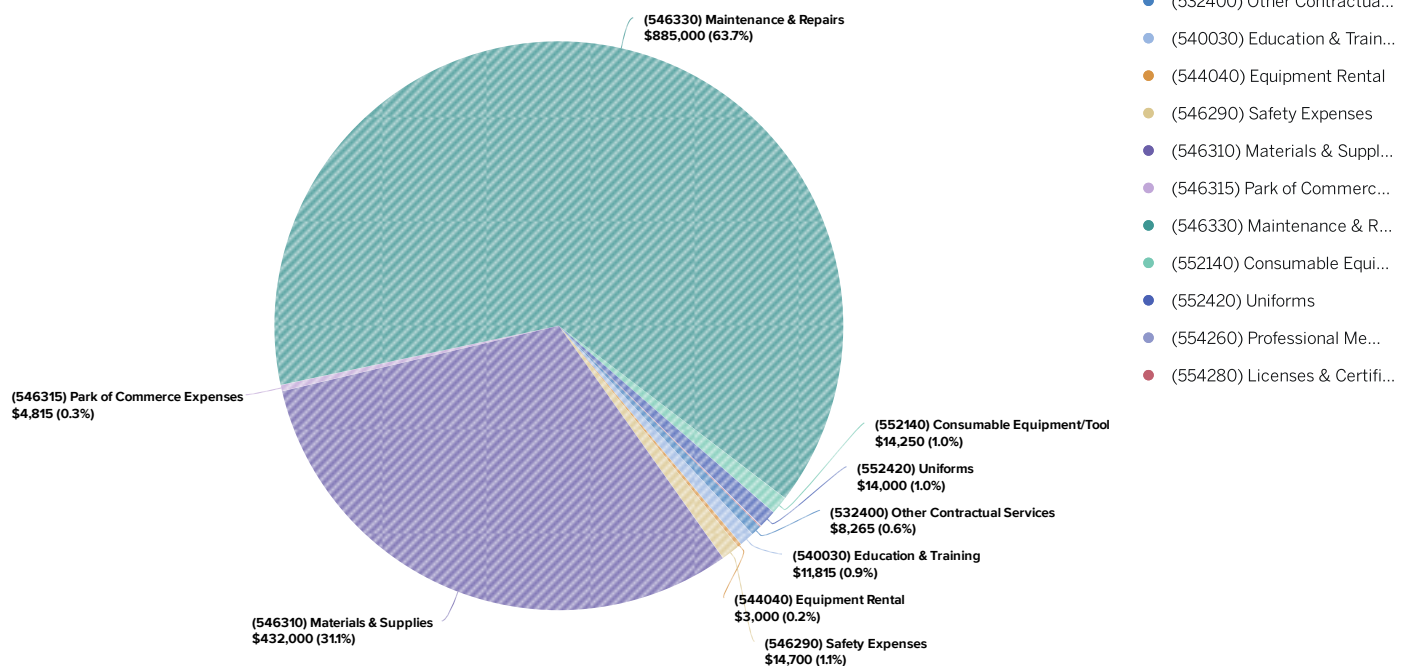
OPERATING BUDGET

FY 2022-2023 OPERATING BUDGET

Summary

	Actual FY 2020-2021	Budget FY 2021-2022	Estimate FY 2021-2022	Budget FY 2022-2023
Personal Services	\$1,555,299	\$1,837,779	\$1,835,123	\$1,881,189
Operations and Maintenance	\$594,410	\$992,971	\$805,624	\$1,389,140
TOTAL	\$2,149,710	\$2,830,750	\$2,640,747	\$3,270,329

Visualization



OPERATING COST DETAIL - BY ACCOUNT

Budget FY 2022-2023	
(532400) Other Contractual Services	\$8,265
(540030) Education & Training	\$11,815
(544040) Equipment Rental	\$3,000
(546290) Safety Expenses	\$14,700
(546310) Materials & Supplies	\$432,000
(546315) Park of Commerce Expenses	\$4,815
(546330) Maintenance & Repairs	\$885,000
(552140) Consumable Equipment/Tools	\$14,250
(552420) Uniforms	\$14,000
(554260) Professional Memberships	\$540
(554280) Licenses & Certifications	\$755
TOTAL	\$1,389,140

Remainder of the page is intentionally blank.

OPERATING COST DETAIL - BY ACCOUNT WITH ITEMIZATIONS

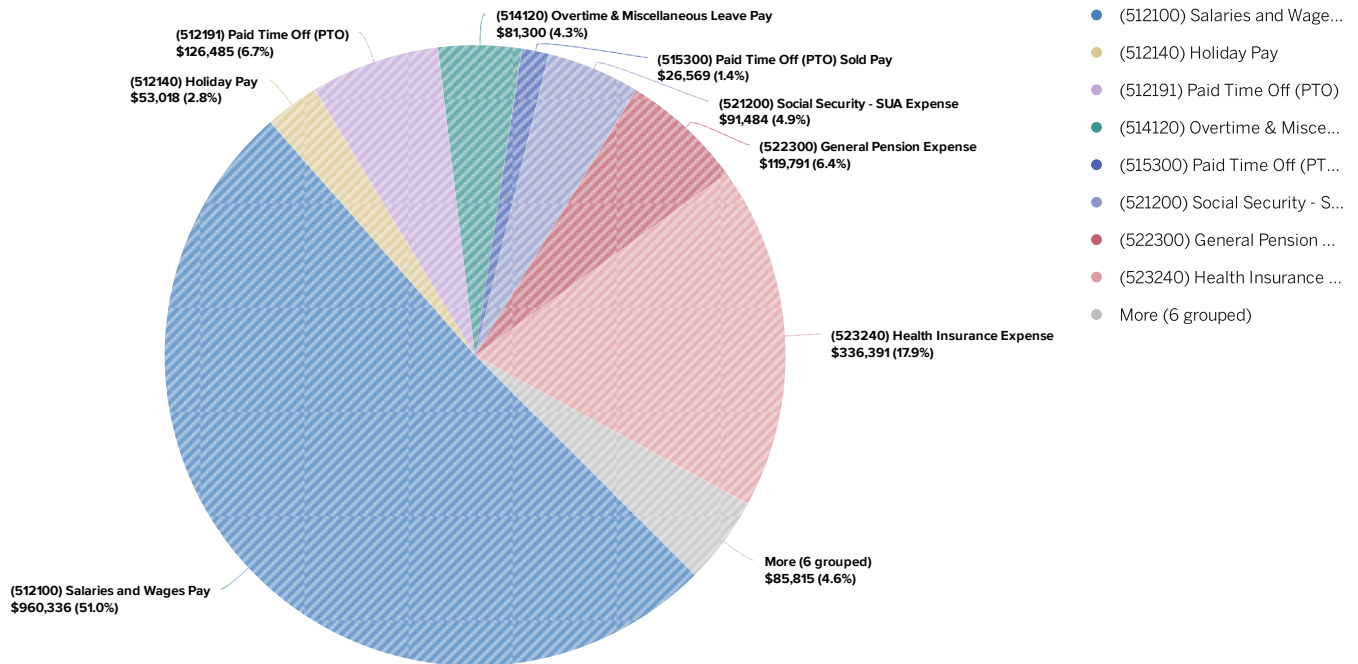
Object	Itemization Description	Amount (\$)
Consumable Equipment/Tools	Truck tools	3,300.00
Consumable Equipment/Tools	Backflow Test Kits	1,800.00
Consumable Equipment/Tools	Small hand and power tools	5,650.00
Consumable Equipment/Tools	Hydrant diffusers	1,000.00
Consumable Equipment/Tools	Traffic signs	2,500.00
Education & Training	Crane school	3,385.00
Education & Training	FWPCOA short school	5,800.00
Education & Training	Backflow certification	2,630.00
Equipment Rental	Crane and miscellaneous equipment rental	3,000.00
Licenses & Certifications	Acquisition and renewal of FDEP licenses and certifications	375.00
Licenses & Certifications	Acquisition and renewal of DOT CDL licensed drivers	380.00
Maintenance & Repairs	O2332 - Emergency repairs requiring outside contractor assistance	300,000.00
Maintenance & Repairs	O2330 - In house minor repairs or alterations to the distribution system, including meters, backflows, an...	360,000.00
Maintenance & Repairs	O2331 - Other minor repairs and maintenance to the water distribution system	75,000.00
Maintenance & Repairs	O2333 - General maintenance performed by outside contractors	150,000.00
Materials & Supplies	Lead free brass and ductile iron pipe, fittings, and valves; PVC pipe, fittings, and valves; backflow assemb...	432,000.00
Other Contractual Services	Removal of trees and maintenance of traffic set up	8,265.00
Park of Commerce Expenses	Miscellaneous expenses associated private service maintenance	4,815.00
Professional Memberships	FWPCOA	540.00
Safety Expenses	Boots	4,500.00
Safety Expenses	Safety equipment	7,700.00
Safety Expenses	Safety apparel	2,500.00
Uniforms	Supply and cleaning of uniforms	13,000.00
Uniforms	T-shirt uniforms	1,000.00

PERSONAL SERVICES - FTE SCHEDULE

Position Name	FY2022	FY2023
FTE		
Distribution Equipment Operator	1.00	0.00
Distribution Foreman	2.00	1.00
Distribution Mechanic	12.00	6.00
Distribution Supervisor	1.00	1.00
Equipment Operator	0.00	1.00
Water Department Manager	0.50	0.50
Water Distribution Operator	2.00	8.00
Water Distribution Supervisor	0.00	1.00
FTE	18.50	18.50

PERSONAL SERVICES COST DETAIL - BY ACCOUNT

Visualization



	Budget FY 2022-2023
(512100) Salaries and Wages Pay	\$960,336
(512106) Park of Commerce Pay	\$12,070
(512107) Longevity Pay	\$18,510
(512140) Holiday Pay	\$53,018
(512190) Sick Leave Pay	\$12,994
(512191) Paid Time Off (PTO)	\$126,485
(514120) Overtime & Miscellaneous Leave Pay	\$81,300
(515100) Safety Program Pay	\$2,220
(515300) Paid Time Off (PTO) Sold Pay	\$26,569
(521200) Social Security - SUA Expense	\$91,484

	Budget FY 2022-2023
(522300) General Pension Expense	\$119,791
(523240) Health Insurance Expense	\$336,391
(523245) Dental Insurance	\$13,787
(524220) Workers Compensation Insurance Expense	\$26,234
TOTAL	\$1,881,189

FY 2024-2028 FIVE-YEAR - SUMMARY

	Budget FY 2023-2024	Budget FY 2024-2025	Budget FY 2025-2026	Budget FY 2026-2027	Budget FY 2027-2028
Personal Services	\$1,976,384	\$2,014,029	\$2,089,320	\$2,126,965	\$2,177,651
Operations and Maintenance	\$1,538,536	\$1,709,612	\$1,906,595	\$2,133,022	\$2,373,793
TOTAL	\$3,514,920	\$3,723,641	\$3,995,915	\$4,259,987	\$4,551,444

CAPITAL BUDGET

FY 2022-2023 CAPITAL BUDGET - RENEWAL PROJECTS

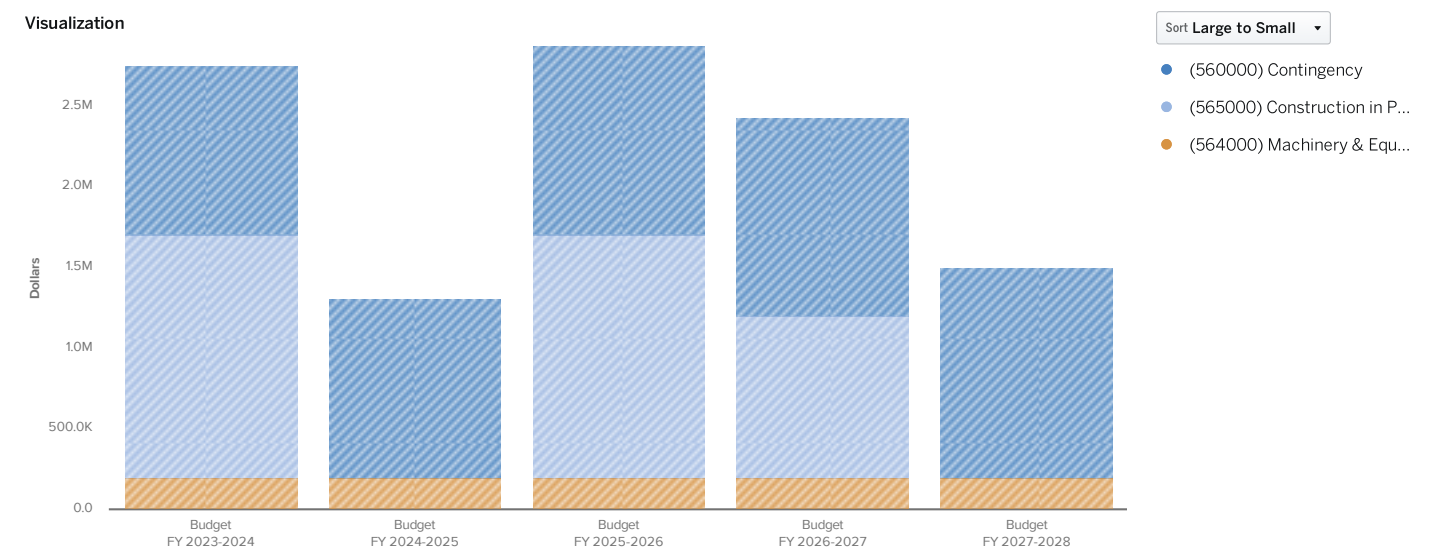
Project Description	FY2023
Amount	
AMR Meter Program	\$400,000
Backflow Testing Equipment	\$2,000
Dewatering Pump	\$2,500
Fire Hydrant Replacement Program	\$300,000
Hydrant Meter Replacements	\$7,000
Richard Road/Prosperity Farms Road Intersection	\$1,204,000
Valve Replacement Program	\$200,000
Water Distribution Component Replacement	\$150,000
Water Main Crossing of the C-17 Canal	\$500,000
AMOUNT	\$2,765,500

FY 2022-2023 CAPITAL BUDGET - NEW PROJECTS

Project Description	FY2023
Amount	
Water Main Infill & Extension Program	\$250,000
Hinda Rd. Alternate A1A Water Main Loop	\$250,000
AMOUNT	\$500,000

FY 2024-2028 FIVE-YEAR - CAPITAL BUDGET

By Expense



By Project

Project	2023-24	2024-25	2025-26	2026-27	2027-28	Total
Military Trail WM Crossing at PGA Blvd.	\$0	\$0	\$0	\$1,000,000	\$0	\$1,000,000
Prosperity Farms WM - Northlake to C17	\$0	\$0	\$1,500,000	\$0	\$0	\$1,500,000
Richard Road WM - Prosperity to Alt A1A	\$1,500,000	\$0	\$0	\$0	\$0	\$1,500,000
Water Distribution Component Replacement	\$650,000	\$56,000	\$59,920	\$64,114	\$68,603	\$898,637
TOTAL	\$2,150,000	\$56,000	\$1,559,920	\$1,064,114	\$68,603	\$4,898,637

FY 2022 - 2023 ANNUAL BUDGET



WASTEWATER TREATMENT DEPARTMENT

WASTEWATER TREATMENT

**Seacoast Utility Authority
Fiscal Year 2022-2023 Annual
Department Budget Details**

MISSION STATEMENT

The Authority's award-winning, state-of-the-art 12.0 MGD PGA Regional Water Reclamation facility incorporates the latest in pollution control and water recycling technology, delivering reclaimed irrigation quality water that protects area wetlands, buffers against saltwater intrusion, and reduces the demand for natural resource water.

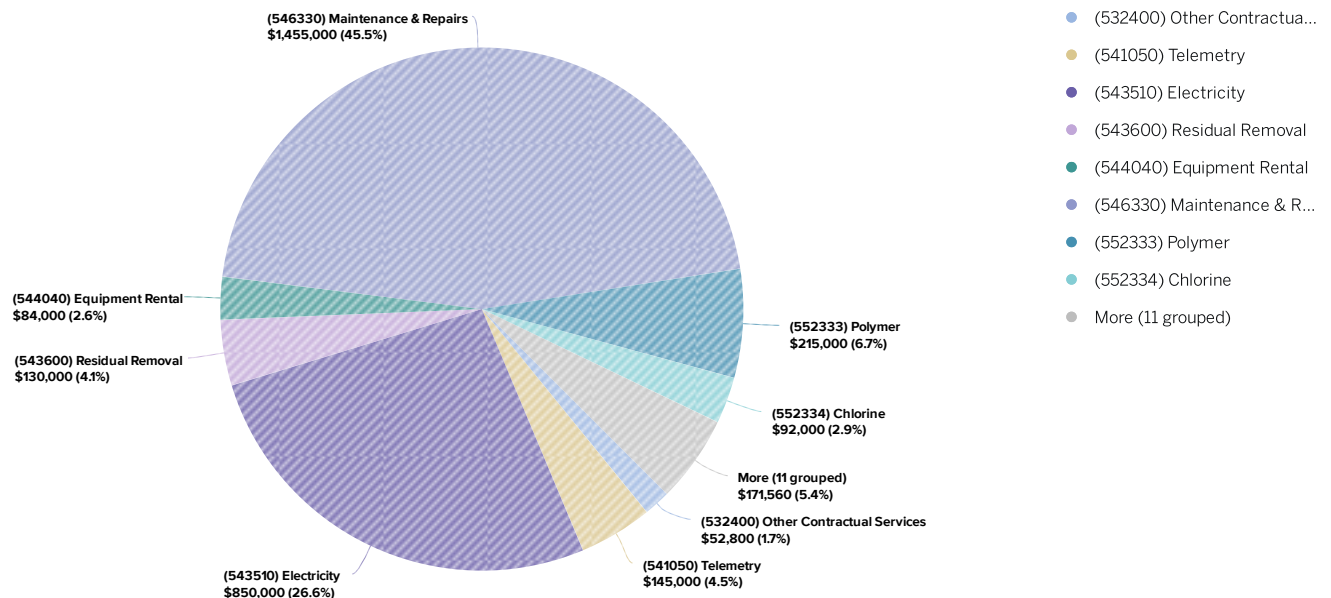
OPERATING BUDGET

FY 2022-2023 OPERATING BUDGET

Summary

	Actual FY 2020-2021	Budget FY 2021-2022	Estimate FY 2021-2022	Budget FY 2022-2023
Personal Services	\$2,025,330	\$2,230,897	\$2,226,703	\$2,105,893
Operations and Maintenance	\$2,191,778	\$3,208,888	\$3,207,638	\$3,195,360
TOTAL	\$4,217,109	\$5,439,785	\$5,434,341	\$5,301,253

Visualization



OPERATING COST DETAIL - BY ACCOUNT

	Budget FY 2022-2023
(531221) Laboratory Services - Outside	\$19,600
(532400) Other Contractual Services	\$52,800
(540030) Education & Training	\$16,560
(541050) Telemetry	\$145,000
(543510) Electricity	\$850,000
(543600) Residual Removal	\$130,000
(544040) Equipment Rental	\$84,000
(546290) Safety Expenses	\$14,700
(546310) Materials & Supplies	\$50,000
(546330) Maintenance & Repairs	\$1,455,000
(552140) Consumable Equipment/Tools	\$3,500
(552329) Lab Chemicals	\$25,000
(552333) Polymer	\$215,000
(552334) Chlorine	\$92,000
(552339) Hypochlorite	\$8,000
(552420) Uniforms	\$7,200
(554260) Professional Memberships	\$1,250
(554270) Subscriptions/Technical Publications	\$600
(554280) Licenses & Certifications	\$25,150
TOTAL	\$3,195,360

Remainder of the page is intentionally blank.

OPERATING COST DETAIL - BY ACCOUNT WITH ITEMIZATIONS

Object	Itemization Description	Amount (\$)
Chlorine	Estimated cost for liquid chlorine usage at the PGA wastewater facility	92,000.00
Consumable Equipment/Tools	Estimated cost to replace small hand and power tools	3,500.00
Education & Training	Pretreatment Seminar	750.00
Education & Training	FSAWWA Conference	1,095.00
Education & Training	Exam Review	650.00
Education & Training	FWPCOA Local Short School	930.00
Education & Training	FWPCOA Short School	3,000.00
Education & Training	Laboratory Seminar	795.00
Education & Training	Motor / Pump Training	2,400.00
Education & Training	FWRC	2,440.00
Education & Training	Tuition Reimbursement	2,000.00
Education & Training	VTSCADA Training	2,500.00
Electricity	Power cost for PGAWWTP	850,000.00
Equipment Rental	Miscellaneous equipment rental	12,000.00
Equipment Rental	Factory service/equipment rental contract for odor control equipment	72,000.00
Hypochlorite	Estimated cost for liquid hypochlorite for secondary reclaimed water disinfection at PGA wastewater f...	8,000.00
Lab Chemicals	Laboratory chemicals used for process control and regulatory testing	25,000.00
Laboratory Services - Outside	Influent and effluent analysis performed by outside laboratory for FDEP permit monitoring requirem...	12,600.00
Laboratory Services - Outside	Laboratory audit for NELAC Quality Control Requirements	7,000.00
Licenses & Certifications	Stormwater permit renewal	500.00
Licenses & Certifications	FDEP annual license renewal	6,000.00
Licenses & Certifications	FDEP permit plant modification fees	10,000.00
Licenses & Certifications	Industrial pretreatment	1,000.00
Licenses & Certifications	NPDES permit	1,750.00
Licenses & Certifications	Operator exams	600.00
Licenses & Certifications	Operator license renewal	600.00
Licenses & Certifications	Other minor permit fees	1,200.00
Licenses & Certifications	Palm Beach County Health Department fees and licenses	2,500.00
Licenses & Certifications	PGA lab certification	1,000.00
Maintenance & Repairs	O2340 - Electric motor repairs	25,000.00
Maintenance & Repairs	O2341 - Pump repairs and rebuilds	25,000.00
Maintenance & Repairs	O2342 - Valve maintenance	20,000.00
Maintenance & Repairs	O2343 - Filter media replacement	35,000.00
Maintenance & Repairs	O2344 - Blower repair	20,000.00
Maintenance & Repairs	O2345 - Overhaul of mechanical structure of reclaimed water filters	10,000.00
Maintenance & Repairs	O2346 - Service on pure water system	10,000.00
Maintenance & Repairs	O2347 - Coating of Clarifiers	1,020,000.00
Maintenance & Repairs	O2348 - Air filter replacements costs for turbo blowers	15,000.00
Maintenance & Repairs	O2349 - Emergency repairs	200,000.00

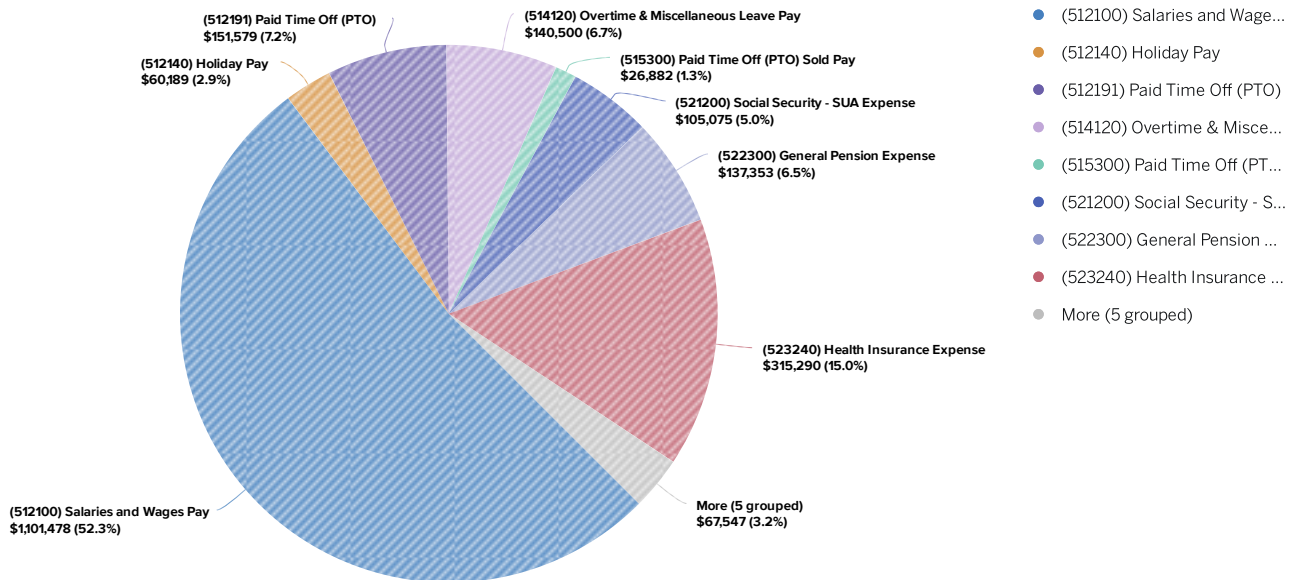
Maintenance & Repairs	O2350 - Generator maintenance	25,000.00
Maintenance & Repairs	Other general maintenance	50,000.00
Materials & Supplies	Cost to replace miscellaneous valves, building supplies, cleaning supplies, electrical and mechanical p...	50,000.00
Other Contractual Services	Asset Management Software and Support	20,000.00
Other Contractual Services	Pond cleaning	20,000.00
Other Contractual Services	Maintenance on clarifier cleaning equipment	8,000.00
Other Contractual Services	Landscaping	4,800.00
Polymer	Estimated cost for polymer usage at the PGA wastewater facility	215,000.00
Professional Memberships	FWPCOA (15 @ \$30 each)	450.00
Professional Memberships	Florida Board of Professional Engineers	500.00
Professional Memberships	FSEA	50.00
Professional Memberships	Water Environment Federation	250.00
Residual Removal	Hauling costs for wastewater sludge disposal at Solid Waste Authority (NEFCO) processing facility	130,000.00
Safety Expenses	Safety Apparel	2,500.00
Safety Expenses	Safety Equipment	7,700.00
Safety Expenses	Boots	4,500.00
Subscriptions/Technical Publications	Miscellaneous subscriptions	600.00
Telemetry	Verizon Cell Service for Reclaimed Water Metering Stations	7,000.00
Telemetry	SCADA software annual licensing cost	26,000.00
Telemetry	SCADA Programming services, including HachWIMS license renewal	75,000.00
Telemetry	Service and repair cost at plant and outside telemetry units	17,000.00
Telemetry	Calibration of four plant flow meters, eight air flow meters, and process control loops	20,000.00
Uniforms	Supply and cleaning of uniforms	6,700.00

PERSONAL SERVICES - FTE SCHEDULE

Position Name	FY2022	FY2023
FTE		
Assistant Chief Operator	1.00	1.00
Electrician	1.00	1.00
Laboratory Analyst	1.00	0.00
Wastewater Chief Operator	1.00	1.00
Wastewater Department Manager	0.50	0.50
Wastewater Plant Mechanic	1.00	0.00
Wastewater Plant Mechanic II	0.00	1.00
Wastewater Plant Operator A	6.00	5.00
Wastewater Plant Operator B	0.00	1.00
Wastewater Plant Operator C	5.00	4.00
Wastewater Plant Trainee	0.00	1.00
Water Reclamation Technician	1.00	1.00
FTE	17.50	16.50

PERSONAL SERVICES COST DETAIL - BY ACCOUNT

Visualization



Budget FY 2022-2023	
(512100) Salaries and Wages Pay	\$1,101,478
(512107) Longevity Pay	\$18,642
(512140) Holiday Pay	\$60,189
(512190) Sick Leave Pay	\$14,758
(512191) Paid Time Off (PTO)	\$151,579
(514120) Overtime & Miscellaneous Leave Pay	\$140,500
(515100) Safety Program Pay	\$1,980
(515300) Paid Time Off (PTO) Sold Pay	\$26,882
(521200) Social Security - SUA Expense	\$105,075
(522300) General Pension Expense	\$137,353
(523240) Health Insurance Expense	\$315,290

	Budget FY 2022-2023
(523245) Dental Insurance	\$11,976
(524220) Workers Compensation Insurance Expense	\$20,191
TOTAL	\$2,105,893

FY 2024-2028 FIVE-YEAR - SUMMARY

	Budget FY 2023-2024	Budget FY 2024-2025	Budget FY 2025-2026	Budget FY 2026-2027	Budget FY 2027-2028
Personal Services	\$2,211,188	\$2,253,306	\$2,337,542	\$2,379,659	\$2,433,999
Operations and Maintenance	\$3,211,675	\$2,821,815	\$2,872,355	\$2,973,720	\$3,029,335
TOTAL	\$5,422,863	\$5,075,121	\$5,209,897	\$5,353,379	\$5,463,334

CAPITAL BUDGET

FY 2022-2023 CAPITAL BUDGET - RENEWAL PROJECTS

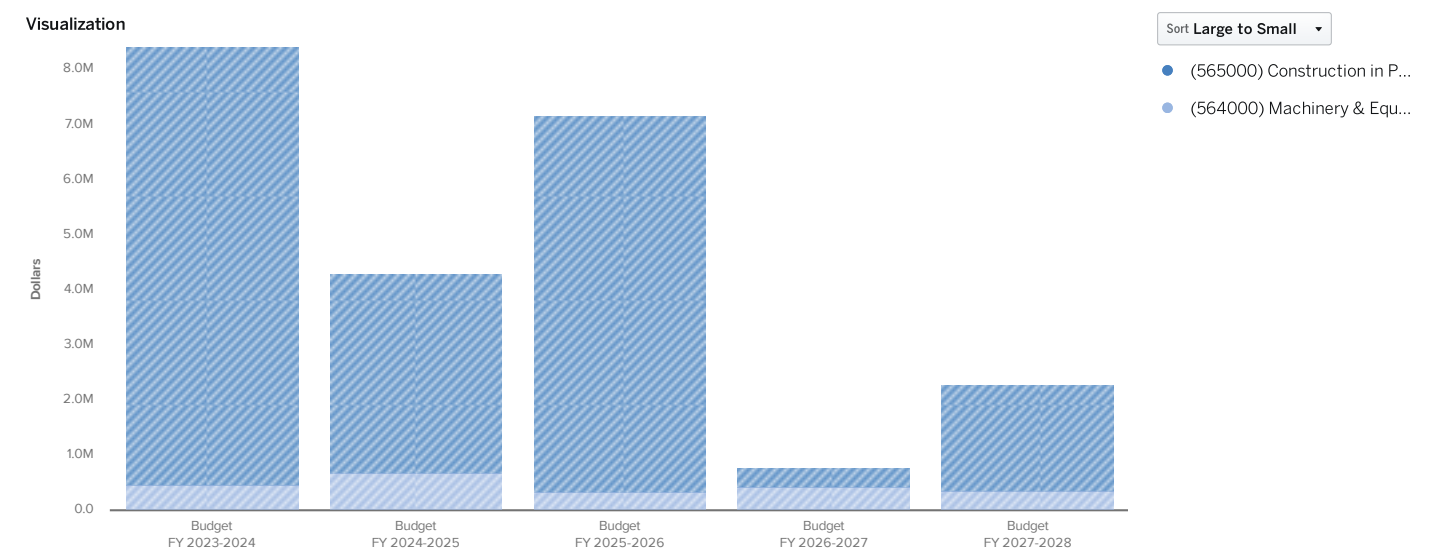
Project Description	FY2023
Amount	
Fence Replacement at the PGA Wastewater Treatment Plant	\$150,000
Lab Rehabilitation and Equipment Replacement	\$22,000
Motor Replacements	\$100,000
PGA WWTP 750 kW Generator Replacement	\$1,850,000
PGA WWTP Process Water System Improvements	\$118,000
PGA WWTP RAS and WAS Pump Station Replacement	\$1,200,000
Reclaimed Water and Process Meter Replacements	\$95,000
Reclaimed Water Metering Station Improvements	\$25,000
Sludge Hauling Trailers	\$150,000
Treatment Pump Replacements	\$95,000
AMOUNT	\$3,805,000

FY 2022-2023 CAPITAL BUDGET - NEW PROJECTS

Project Description	FY2023
Amount	
PGA WWTP Anoxic Basin Davit Additions	\$350,000
PGA WWTP Process Water to the DIW Pump Station	\$70,000
PGA WWTP Bypass Valve Actuator Addition	\$188,000
AMOUNT	\$608,000

FY 2024-2028 FIVE-YEAR - CAPITAL BUDGET

By Expense



By Project

Project	2023-24	2024-25	2025-26	2026-27	2027-28	Total
Actuator Improvements	\$100,000	\$0	\$0	\$0	\$100,000	\$200,000
Aeration Basin Air Piping Replacement	\$0	\$2,000,000	\$0	\$0	\$0	\$2,000,000
Anoxic Basin Mixer Replacement	\$0	\$0	\$0	\$0	\$1,500,000	\$1,500,000
Clarifier Walkways	\$0	\$0	\$1,500,000	\$0	\$0	\$1,500,000
Concentrate Pump No. 3	\$0	\$0	\$300,000	\$0	\$0	\$300,000
DIW Permit Renewal / MIT	\$0	\$200,000	\$0	\$0	\$0	\$200,000
Filter Feed Emergency Pump Station	\$0	\$0	\$0	\$300,000	\$0	\$300,000
Lab Replacement Equipment	\$0	\$0	\$1,000	\$0	\$0	\$1,000
Motor Replacements	\$2,500	\$2,563	\$2,626	\$2,692	\$2,760	\$13,141
PGA WWTP MCC Building	\$0	\$1,500,000	\$3,500,000	\$0	\$0	\$5,000,000
PGA WWTP RAS and WAS Pump Station Replacement	\$3,800,000	\$0	\$0	\$0	\$0	\$3,800,000
PGA WWTP Reclaimed Water Storage Ponds Improvements	\$2,500,000	\$0	\$0	\$0	\$0	\$2,500,000
Permit Renewal	\$0	\$0	\$0	\$100,000	\$0	\$100,000
Reclaimed Water Metering Station Improvements	\$625	\$641	\$656	\$673	\$690	\$3,285
Reclaimed Water and Process Meter Replacements	\$2,375	\$2,434	\$2,496	\$2,557	\$2,622	\$12,484
Supplemental Well Improvements	\$300,000	\$0	\$0	\$0	\$300,000	\$600,000
Treatment Pump Replacements	\$2,375	\$2,434	\$2,496	\$2,557	\$2,622	\$12,484
TOTAL	\$6,707,875	\$3,708,072	\$5,309,274	\$408,479	\$1,908,694	\$18,042,394

FY 2022 - 2023 ANNUAL BUDGET



WASTEWATER COLLECTION DEPARTMENT

WASTEWATER COLLECTION

Seacoast Utility Authority
Fiscal Year 2022-2023 Annual
Department Budget Details

MISSION STATEMENT

The Wastewater Collection Department operates and maintains the Authority's 285 miles of gravity sewer pipelines and more than 150 pumping stations.

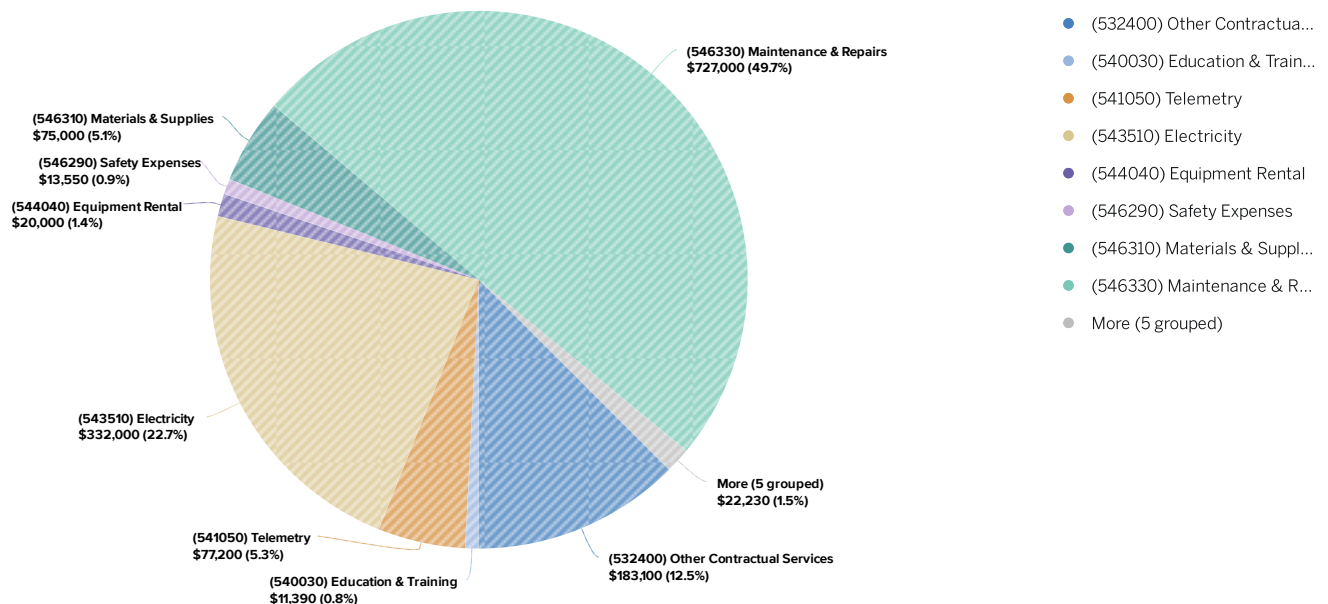
OPERATING BUDGET

FY 2022-2023 OPERATING BUDGET

Summary

	Actual FY 2020-2021	Budget FY 2021-2022	Estimate FY 2021-2022	Budget FY 2022-2023
Personal Services	\$1,594,987	\$1,814,194	\$1,791,375	\$1,760,077
Operations and Maintenance	\$1,145,133	\$1,311,026	\$1,277,631	\$1,461,470
TOTAL	\$2,740,120	\$3,125,220	\$3,069,006	\$3,221,547

Visualization



OPERATING COST DETAIL - BY ACCOUNT

	Budget FY 2022-2023
(532400) Other Contractual Services	\$183,100
(540030) Education & Training	\$11,390
(541050) Telemetry	\$77,200
(543510) Electricity	\$332,000
(544040) Equipment Rental	\$20,000
(546290) Safety Expenses	\$13,550
(546310) Materials & Supplies	\$75,000
(546330) Maintenance & Repairs	\$727,000
(552140) Consumable Equipment/Tools	\$7,500
(552330) Chemical Supplies	\$1,600
(552420) Uniforms	\$9,500
(554260) Professional Memberships	\$630
(554280) Licenses & Certifications	\$3,000
TOTAL	\$1,461,470

Remainder of the page is intentionally blank.

OPERATING COST DETAIL - BY ACCOUNT WITH ITEMIZATIONS

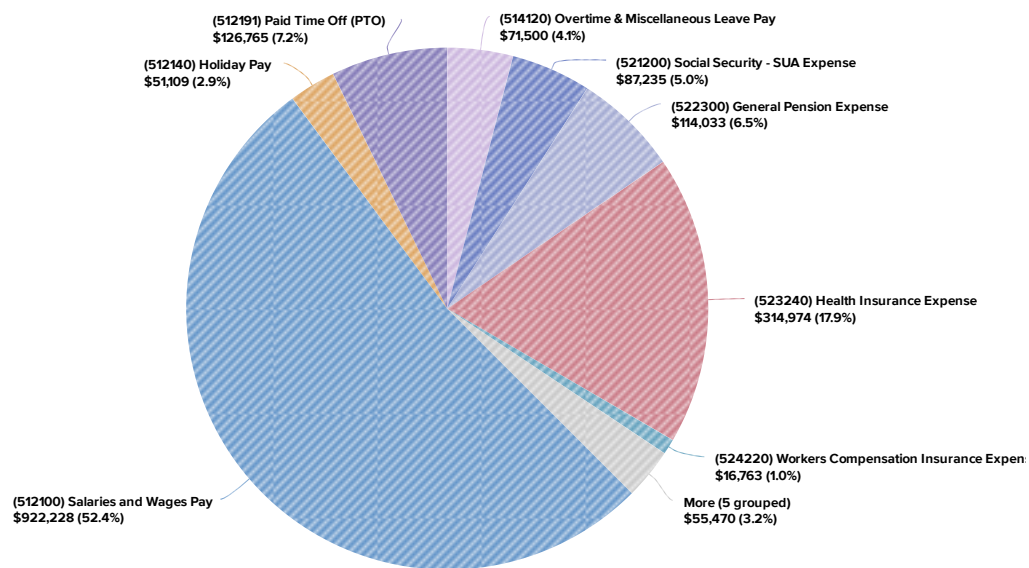
Object	Itemization Description	Amount (\$)
Chemical Supplies	Chemical supplies including deodorant blocks, liquid deodorant, rodenticides, and degreasers	1,600.00
Consumable Equipment/Tools	Small hand and power tools	2,500.00
Consumable Equipment/Tools	Traffic cones and barricades	1,500.00
Consumable Equipment/Tools	Vac truck accessories	3,500.00
Education & Training	Introduction to Electrical Maintenance	2,550.00
Education & Training	FWPCOA Short School	1,540.00
Education & Training	General Electric Safety Training	2,400.00
Education & Training	Seminars-Classes	2,500.00
Education & Training	VTSCADA Training	2,400.00
Electricity	Estimated electrical cost for sewage collection and supplemental wells	332,000.00
Equipment Rental	Estimated cost of emergency repair equipment including pumps, cranes and excavating equipment	20,000.00
Licenses & Certifications	CDL licenses	3,000.00
Maintenance & Repairs	Q2362 - Fence repair	15,000.00
Maintenance & Repairs	Q2363 - Outside repair of pumps, panels, emergency equipment, concrete, and roadways	130,000.00
Maintenance & Repairs	Q2364 - Emergency repairs requiring outside contractor assistance	400,000.00
Maintenance & Repairs	Q2360 - PM maintenance contract for service and minor repairs to fixed and portable generators	55,000.00
Maintenance & Repairs	Lift station infrared imaging of primary and secondary electrical system for fire protection	2,000.00
Maintenance & Repairs	Q2361 - Lift station painting	125,000.00
Materials & Supplies	Purchase of pipe, fittings, concrete, asphalt, sod, electrical supplies, hardware and tapes	75,000.00
Other Contractual Services	Annual lift station odor control contract	32,100.00
Other Contractual Services	Landscaping for clearing trees and replacing plants	8,000.00
Other Contractual Services	Plumbing fees for cleaning sewer laterals past property line	25,000.00
Other Contractual Services	SCADA programming and professional services	50,000.00
Other Contractual Services	Sewer back ups	35,000.00
Other Contractual Services	Verizon cell service (GPS) for portable generators	7,000.00
Other Contractual Services	Verizon cell service for collection system lift stations	26,000.00
Professional Memberships	Instrumentation Group	120.00
Professional Memberships	FWPCOA (17 @ \$30 each)	510.00
Safety Expenses	Safety equipment	6,850.00
Safety Expenses	Safety apparel	2,200.00
Safety Expenses	Boots	4,500.00
Telemetry	Miscellaneous software license renewals	5,000.00
Telemetry	VTSCADA license renewal	7,200.00
Telemetry	Repair cost for telemetry equipment	65,000.00
Uniforms	T-shirt uniforms	1,000.00
Uniforms	Supply and cleaning of uniforms	8,500.00

PERSONAL SERVICES - FTE SCHEDULE

Position Name	FY2022	FY2023
FTE		
Collection Superintendent	1.00	1.00
Collection Supervisor	1.00	1.00
Collection Technician	10.00	10.00
Instrumentation & Scada Technician I	0.00	1.00
Maintenance/Construction Mechanic	3.00	3.00
Maintenance/Construction Superintendent	1.00	1.00
Wastewater Department Manager	0.50	0.50
Wastewater Scada Tech II	1.00	0.00
FTE	17.50	17.50

PERSONAL SERVICES COST DETAIL - BY ACCOUNT

Visualization



Sort By Chart of Accounts ▾

- (512100) Salaries and Wage...
- (512140) Holiday Pay
- (512191) Paid Time Off (PTO)
- (514120) Overtime & Misce...
- (521200) Social Security - S...
- (522300) General Pension ...
- (523240) Health Insurance ...
- (524220) Workers Compens...
- More (5 grouped)

	Budget FY 2022-2023
(512100) Salaries and Wages Pay	\$922,228
(512107) Longevity Pay	\$14,013
(512140) Holiday Pay	\$51,109
(512190) Sick Leave Pay	\$12,564
(512191) Paid Time Off (PTO)	\$126,765
(514120) Overtime & Miscellaneous Leave Pay	\$71,500
(515100) Safety Program Pay	\$2,100
(515300) Paid Time Off (PTO) Sold Pay	\$13,654
(521200) Social Security - SUA Expense	\$87,235
(522300) General Pension Expense	\$114,033
(523240) Health Insurance Expense	\$314,974
(523245) Dental Insurance	\$13,139

	Budget FY 2022-2023
(524220) Workers Compensation Insurance Expense	\$16,763
TOTAL	\$1,760,077

2024-2028 FIVE-YEAR - SUMMARY

	Budget FY 2023-2024	Budget FY 2024-2025	Budget FY 2025-2026	Budget FY 2026-2027	Budget FY 2027-2028
Personal Services	\$1,849,266	\$1,884,490	\$1,954,938	\$1,990,162	\$2,037,596
Operations and Maintenance	\$1,511,600	\$1,538,010	\$1,551,070	\$1,629,680	\$1,654,440
TOTAL	\$3,360,866	\$3,422,500	\$3,506,008	\$3,619,842	\$3,692,036

CAPITAL BUDGET

FY 2022-2023 CAPITAL BUDGET - RENEWAL PROJECTS

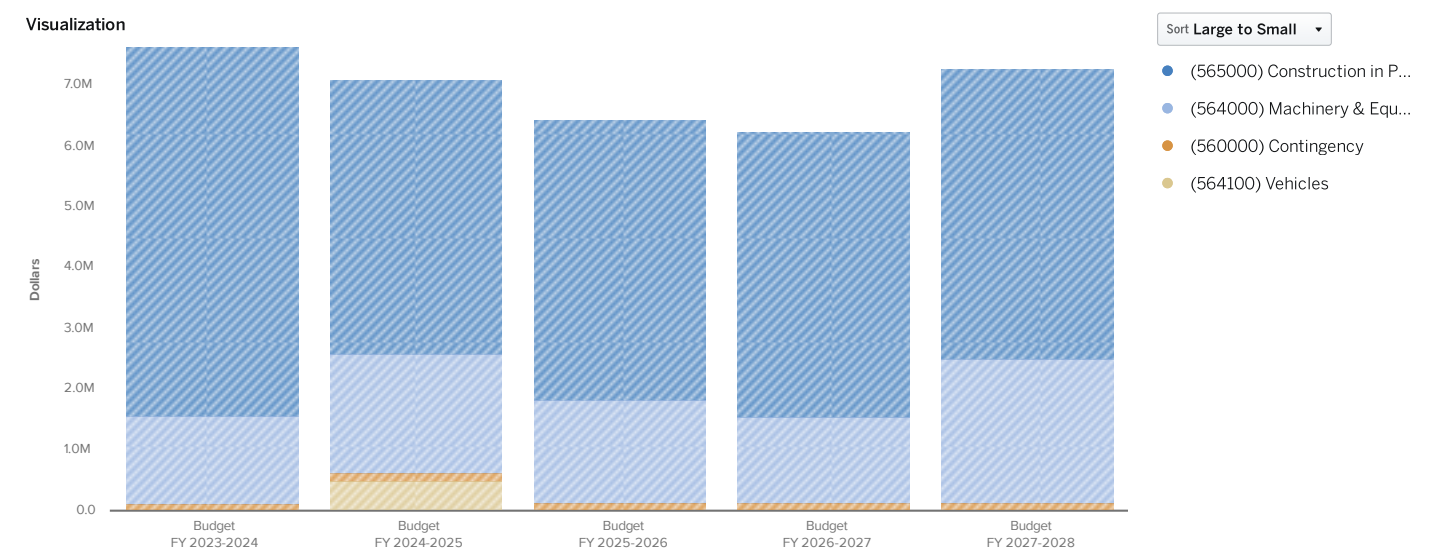
Project Description	FY2023
Amount	
Annual Sewer Lining and Rehabilitation	\$700,000
Collection Pump Replacements	\$175,000
Flush Valve Replacements	\$30,000
Hood Road Force Main to Prosperity Farms Road LS#88	\$488,000
Lift Station 1 Generator Replacement	\$550,000
Lift Station 136 Force Main Replacement	\$850,000
Lift Station 54 Electrical Improvements	\$300,000
Lift Station Check Valve Replacements	\$50,000
Lift Station Site Improvements	\$720,000
Lift Station Telemetry Improvements	\$4,900,000
Purchase of 6-Inch Bypass Hoses	\$50,000
Telemetry Communication Improvements	\$60,000
Wastewater Collections System Replacements	\$125,000
Wastewater Treatment Electrical Spare Parts	\$75,000
Wet Well/Manhole Rehabilitation	\$100,000
AMOUNT	\$9,173,000

FY 2022-2023 CAPITAL BUDGET - NEW PROJECTS

Project Description	FY2023
Amount	
Cleanout Program	\$250,000
Donald Ross Low Pressure Force Main	\$140,000
Jasmine FM Crossing Northlake & C-17	\$937,000
Low Pressure Force Main Master Plan Neighborhood Improvments	\$200,000
VTSCADA Upgrade	\$13,500
AMOUNT	\$1,540,500

FY 2024-2028 FIVE-YEAR - CAPITAL BUDGET

By Expense



By Project

Project	2023-24	2024-25	2025-26	2026-27	2027-28	Total
Collection Pump Replacements	\$4,375	\$4,484	\$4,597	\$4,711	\$4,829	\$22,996
Control Panel Replacements / Voltage Upgrades	\$0	\$800,000	\$20,000	\$20,500	\$21,013	\$861,513
Electrical Spare Parts	\$1,875	\$1,922	\$1,970	\$2,019	\$2,070	\$9,856
Flush Valve Replacements	\$750	\$769	\$788	\$807	\$828	\$3,942
Force Main Improvements	\$2,500,000	\$62,500	\$64,063	\$65,664	\$67,305	\$2,759,532
Generator Improvements	\$600,000	\$0	\$0	\$0	\$600,000	\$1,200,000
Lift Station Check Valve Replacements	\$1,250	\$1,281	\$1,314	\$1,346	\$1,379	\$6,570
Lift Station Site Improvements	\$18,000	\$18,450	\$18,911	\$19,384	\$19,869	\$94,614
PGA Boulevard Parallel 16-inch Force Main	\$1,605,000	\$0	\$0	\$0	\$0	\$1,605,000
Portable Generator Replacement	\$300,000	\$0	\$307,500	\$0	\$315,000	\$922,500
Telemetry Communication Improvements	\$1,500	\$1,538	\$1,575	\$1,616	\$1,655	\$7,884
Vac Truck Replacement	\$0	\$500,000	\$0	\$0	\$0	\$500,000
Wastewater Collections System Replacements	\$3,125	\$3,203	\$3,283	\$3,366	\$3,449	\$16,426
TOTAL	\$5,035,875	\$1,394,147	\$424,001	\$119,413	\$1,037,397	\$8,010,833

FY 2022 - 2023 ANNUAL BUDGET



UTILITY SERVICES DEPARTMENT

UTILITY SERVICES

**Seacoast Utility Authority
Fiscal Year 2022-2023 Annual
Department Budget Details**

MISSION STATEMENT

The Utility Services Department incorporates the Fleet Services and General Maintenance Divisions. The Fleet Services Division is responsible for vehicle and equipment maintenance, accident management, vehicle telematics, and fuel management. General Maintenance provides repair services, preventative maintenance, and other general needs to all grounds and facilities of the Authority.

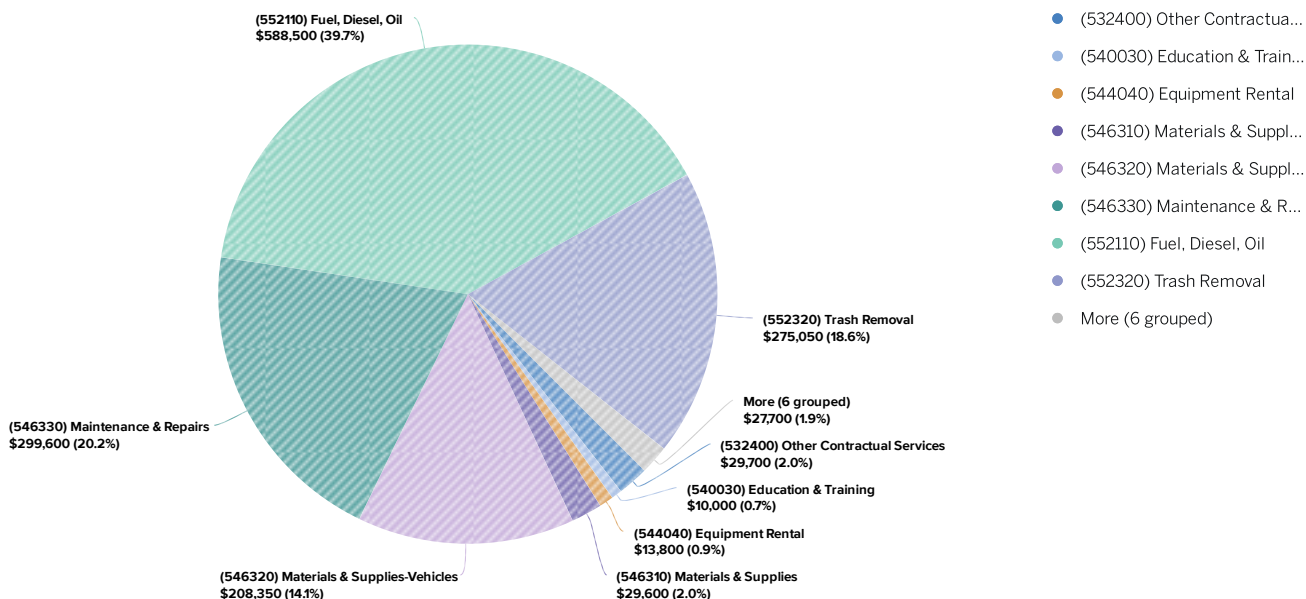
OPERATING BUDGET

FY 2022-2023 OPERATING BUDGET

Summary

	Actual FY 2020-2021	Budget FY 2021-2022	Estimate FY 2021-2022	Budget FY 2022-2023
Personal Services	\$853,089	\$816,260	\$773,940	\$793,033
Operations and Maintenance	\$757,366	\$1,123,465	\$1,024,324	\$1,482,300
TOTAL	\$1,610,455	\$1,939,725	\$1,798,263	\$2,275,333

Visualization



OPERATING COST DETAIL - BY ACCOUNT

	Budget FY 2022-2023
(532400) Other Contractual Services	\$29,700
(540030) Education & Training	\$10,000
(544040) Equipment Rental	\$13,800
(546290) Safety Expenses	\$7,600
(546310) Materials & Supplies	\$29,600
(546320) Materials & Supplies-Vehicles	\$208,350
(546330) Maintenance & Repairs	\$299,600
(552110) Fuel, Diesel, Oil	\$588,500
(552140) Consumable Equipment/Tools	\$8,250
(552320) Trash Removal	\$275,050
(552330) Chemical Supplies	\$4,850
(552420) Uniforms	\$4,500
(554270) Subscriptions/Technical Publications	\$1,500
(554280) Licenses & Certifications	\$1,000
TOTAL	\$1,482,300

Remainder of the page is intentionally blank.

OPERATING COST DETAIL - BY ACCOUNT WITH ITEMIZATIONS

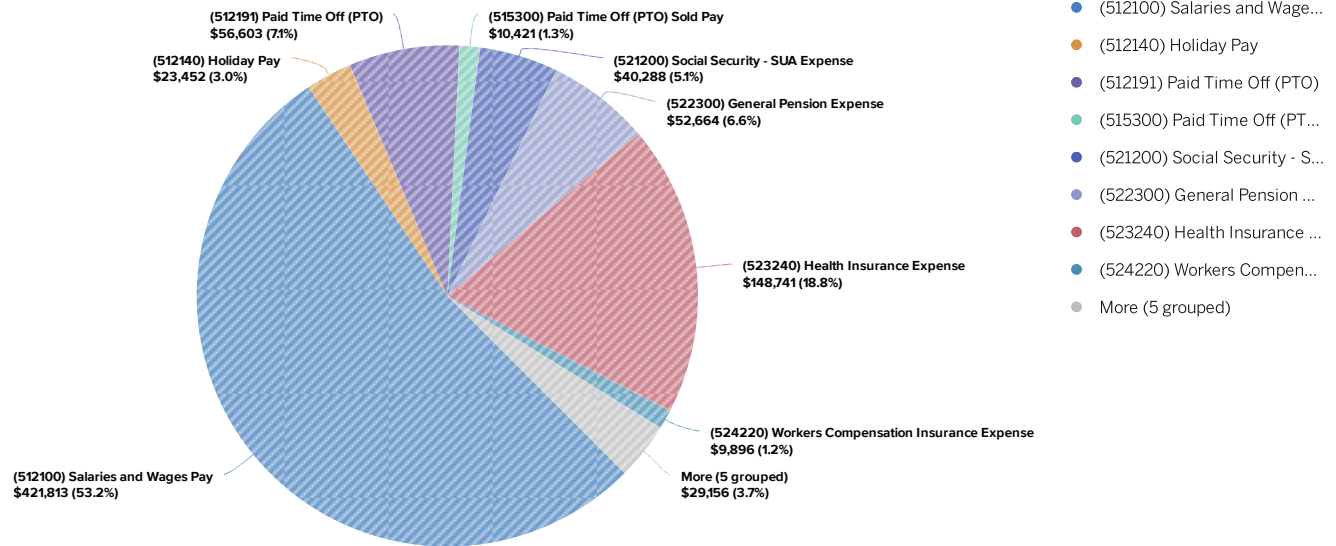
Object	Itemization Description	Amount (\$)
Chemical Supplies	General maintenance chemical supplies	1,600.00
Chemical Supplies	Car wash supplies	3,250.00
Consumable Equipment/Tools	Annual automotive software updates	4,000.00
Consumable Equipment/Tools	Tools	4,250.00
Education & Training	Crane School	4,500.00
Education & Training	CDL Certification Course	5,500.00
Equipment Rental	General equipment rental	5,300.00
Equipment Rental	Various rentals for maintenance/repairs for all easements, ponds and canal banks	8,500.00
Fuel, Diesel, Oil	Equipment	64,200.00
Fuel, Diesel, Oil	Generators	96,300.00
Fuel, Diesel, Oil	Vehicles/trucks	428,000.00
Licenses & Certifications	CDL license renewals	1,000.00
Maintenance & Repairs	Repairs and services to maintain Authority equipment	21,500.00
Maintenance & Repairs	Landscape service to all sites: additional service for easements and lift stations	225,000.00
Maintenance & Repairs	Repairs and services to maintain Authority buildings and grounds	43,000.00
Maintenance & Repairs	A/C maintenance and repair for all Authority properties	6,100.00
Maintenance & Repairs	Elevator maintenance and monitoring	4,000.00
Materials & Supplies	Materials for maintaining roads at the Hood Road Wellfield and all the water/wastewater easements	28,000.00
Materials & Supplies	Materials and supplies for maintenance and repairs of Administration Complex buildings and other ...	1,600.00
Materials & Supplies-Vehicles	Lease program maintenance fees	17,100.00
Materials & Supplies-Vehicles	License & title fees for new and renewal of vehicles	5,000.00
Materials & Supplies-Vehicles	Materials and supplies for vehicles/equipment repairs and maintenance done in-house	107,000.00
Materials & Supplies-Vehicles	Labor and repairs for vehicle and equipment by outside contractors	37,500.00
Materials & Supplies-Vehicles	Lease management fees	41,750.00
Other Contractual Services	Asset Management Consulting Services	6,600.00
Other Contractual Services	Asset Management Software (SAAS)	13,400.00
Other Contractual Services	Pest Control	6,500.00
Other Contractual Services	Security System	3,200.00
Safety Expenses	Safety Apparel	2,000.00
Safety Expenses	Boots	2,200.00
Safety Expenses	Safety Equipment	3,400.00
Subscriptions/Technical Publications	ALLDATA Repair- All Makes and Data Subscription	1,500.00
Trash Removal	Construction waste	13,900.00
Trash Removal	Hazardous waste	8,000.00
Trash Removal	SUA complex trash/recycle removal	239,250.00
Trash Removal	SWA annual disposal assessment	13,900.00
Uniforms	T-shirt uniforms	500.00
Uniforms	Supply and cleaning of uniforms	4,000.00

PERSONAL SERVICES - FTE SCHEDULE

Position Name	FY2022	FY2023
FTE		
Fleet Maintenance Mechanic	2.00	2.00
Fleet Service Supervisor	1.00	1.00
General Maintenance Mechanic	3.00	3.00
General Maintenance Supervisor	1.00	1.00
Utility Services Manager	1.00	1.00
FTE	8.00	8.00

PERSONAL SERVICES COST DETAIL - BY ACCOUNT

Visualization



	Budget FY 2022-2023
(512100) Salaries and Wages Pay	\$421,813
(512107) Longevity Pay	\$8,588
(512140) Holiday Pay	\$23,452
(512190) Sick Leave Pay	\$5,759
(512191) Paid Time Off (PTO)	\$56,603
(514120) Overtime & Miscellaneous Leave Pay	\$7,500
(515100) Safety Program Pay	\$960
(515300) Paid Time Off (PTO) Sold Pay	\$10,421
(521200) Social Security - SUA Expense	\$40,288
(522300) General Pension Expense	\$52,664
(523240) Health Insurance Expense	\$148,741
(523245) Dental Insurance	\$6,349
(524220) Workers Compensation Insurance Expense	\$9,896
TOTAL	\$793,033

FY 2024-2028 FIVE-YEAR - SUMMARY

	Budget FY 2023-2024	Budget FY 2024-2025	Budget FY 2025-2026	Budget FY 2026-2027	Budget FY 2027-2028
Personal Services	\$832,685	\$848,545	\$880,267	\$896,127	\$917,754
Operations and Maintenance	\$1,565,665	\$1,655,905	\$1,752,545	\$1,855,710	\$1,966,350
TOTAL	\$2,398,350	\$2,504,450	\$2,632,812	\$2,751,837	\$2,884,104

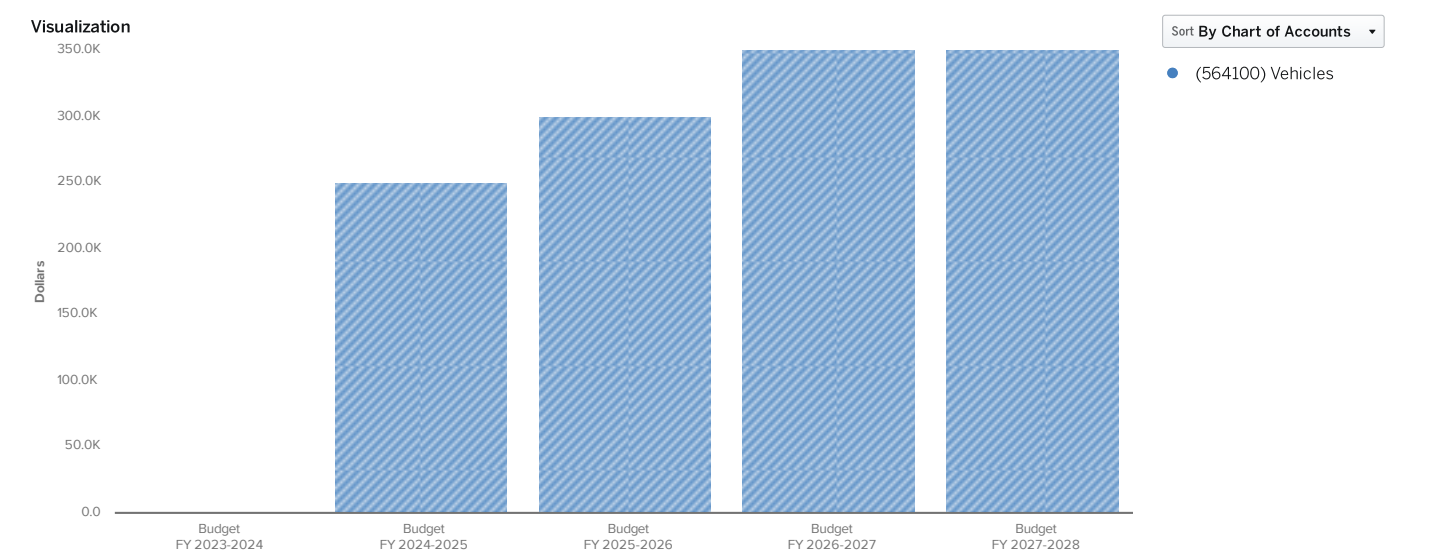
CAPITAL BUDGET

FY 2022-2023 CAPITAL BUDGET - RENEWAL PROJECTS

Project Description	FY2023
Amount	
Administrative Complex Diesel and Unleaded Fuel Pump Replacement	\$60,000
Ford F-550 with Full Hydraulic 7,500lbs Crane and Wireless Remote	\$130,000
Vehicle Replacements	\$515,500
AMOUNT	\$705,500

FY 2024-2028 FIVE-YEAR - CAPITAL BUDGET

By Expense



By Project

Project	2024-25	2025-26	2026-27	Total
Vehicle Replacement	\$250,000	\$50,000	\$50,000	\$350,000
TOTAL	\$250,000	\$50,000	\$50,000	\$350,000

FY 2022 - 2023 ANNUAL BUDGET



GENERAL & ADMINISTRATIVE DEPARTMENT

GENERAL AND ADMINISTRATIVE

**Seacoast Utility Authority
Fiscal Year 2022-2023 Annual
Department Budget Details**

MISSION STATEMENT

The Administration division directs, implements, and is responsible for Human Resources, Office Administration, Safety & Compliance, Risk Management & Authority Clerk functions.

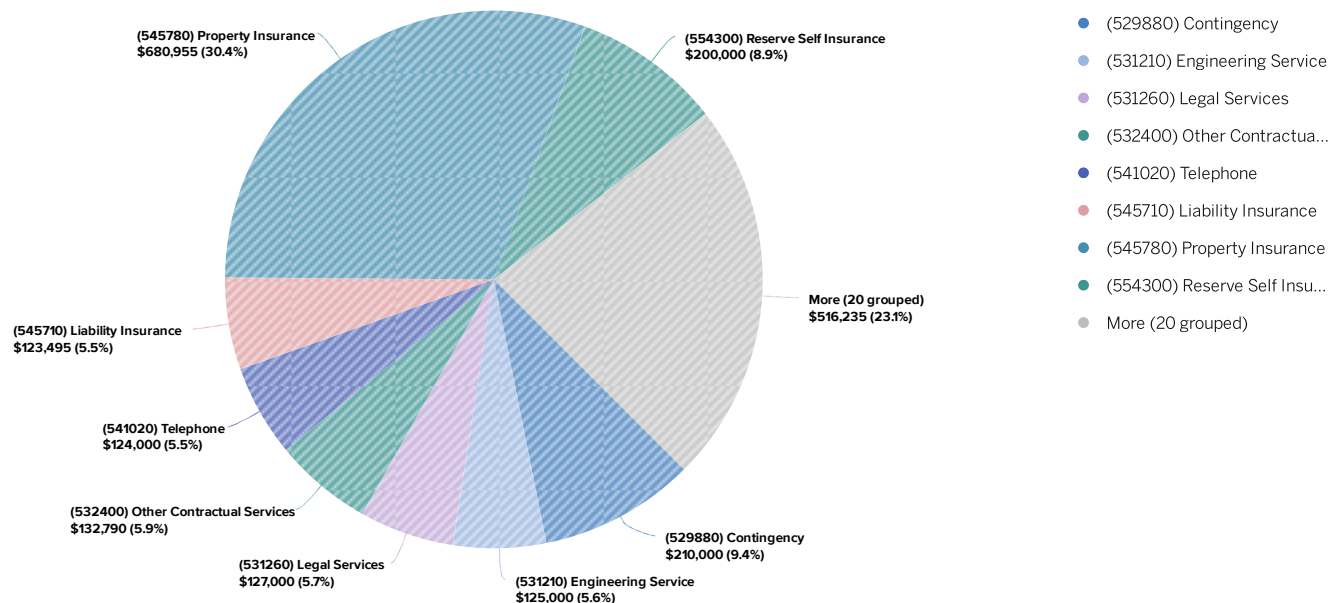
OPERATING BUDGET

FY 2022-2023 OPERATING BUDGET

Summary

	Actual FY 2020-2021	Budget FY 2021-2022	Estimate FY 2021-2022	Budget FY 2022-2023
Personal Services	\$1,843,169	\$2,676,343	\$1,999,036	\$2,794,988
Operations and Maintenance	\$1,749,058	\$1,759,511	\$1,902,062	\$2,239,475
TOTAL	\$3,592,227	\$4,435,854	\$3,901,098	\$5,034,463

Visualization



OPERATING COST DETAIL - BY ACCOUNT

	Budget FY 2022-2023
(529880) Contingency	\$210,000
(531210) Engineering Service	\$125,000
(531220) Professional Services	\$50,000
(531230) Temporary Labor Services	\$3,000
(531250) Financial Consultants	\$9,500
(531260) Legal Services	\$127,000
(532400) Other Contractual Services	\$132,790
(540030) Education & Training	\$27,660
(541020) Telephone	\$124,000
(542010) Postage	\$15,000
(543510) Electricity	\$59,000
(545710) Liability Insurance	\$123,495
(545780) Property Insurance	\$680,955
(546290) Safety Expenses	\$30,500
(546310) Materials & Supplies	\$45,000
(546330) Maintenance & Repairs	\$78,000
(549260) Bad Debt Expense	\$55,000
(551010) Office/Drafting Supplies	\$22,000
(552140) Consumable Equipment/Tools	\$4,000
(552420) Uniforms	\$2,700
(554260) Professional Memberships	\$4,175
(554270) Subscriptions/Technical Publications	\$20,000
(554280) Licenses & Certifications	\$33,800
(554285) Advertising Expense	\$16,000
(554290) Authority Board Fees	\$19,200
(554295) Car Allowance/Travel	\$1,700
(554300) Reserve Self Insurance	\$200,000
(590450) Interest - Customer Deposits	\$20,000
TOTAL	\$2,239,475

Remainder of the page is intentionally blank.

OPERATING COST DETAIL - BY ACCOUNT WITH ITEMIZATIONS

Object	Itemization Description	Amount (\$)
Advertising Expense	Other advertisements	4,000.00
Advertising Expense	Employment postings	7,000.00
Advertising Expense	Bid publishing and public notices	5,000.00
Authority Board Fees	Authority Board of Directors fees for 4 directors and 1 chair	19,200.00
Bad Debt Expense	Provision for uncollectible utility and miscellaneous billing accounts	55,000.00
Car Allowance/Travel	Miscellaneous tolls, parking, etc	1,700.00
Consumable Equipment/Tools	Miscellaneous computer hardware/software supplies less than \$1,000 or having useful life less than one...	4,000.00
Contingency	Amounts to be used in case of emergency or other pressing needs	210,000.00
Education & Training	FWRC	1,250.00
Education & Training	Regulatory Meetings	400.00
Education & Training	Safety Training & Education	2,500.00
Education & Training	HR Florida Conference & Expo	3,000.00
Education & Training	FACC & IIMC Academy Courses/Webinars/Conferences	3,360.00
Education & Training	FGFOA Spring Conference	1,250.00
Education & Training	Employment Law Training	2,400.00
Education & Training	Munis Conference	5,000.00
Education & Training	Other Training Required by CPA License	450.00
Education & Training	FSAWWA Conference	2,000.00
Education & Training	FGFOA - PBC Meetings	200.00
Education & Training	NEOGOV Annual Conference & Training	5,000.00
Education & Training	FGFOA Seminars	250.00
Education & Training	Seminars-Classes	600.00
Electricity	Estimated cost of electricity for the Hood Road Administrative complex; assumes a 10% increase over cu...	59,000.00
Engineering Service	General engineering consulting professional fees as needed	75,000.00
Engineering Service	Engineering needed for GIS and other models	50,000.00
Financial Consultants	Professional fees paid to DAC Bond for bond compliance	4,000.00
Financial Consultants	Pension administration for the defined contribution and deferred compensation plans	5,500.00
Interest - Customer Deposits	Interest on customer deposit accounts based on average interest earnings as provided by the Authority's...	20,000.00
Legal Services	Legal consultant fees for professional services as needed	127,000.00
Liability Insurance	Crime	3,350.00
Liability Insurance	Storage tanks	7,000.00
Liability Insurance	Public Officials & Employment Practices	26,775.00
Liability Insurance	General, Cyber, Auto & Inland Marine	82,885.00
Liability Insurance	Fiduciary Liability	3,485.00
Licenses & Certifications	Estimated fees and expenses for easements, title searches, recording fees; including PBCHD permit fees	10,200.00
Licenses & Certifications	Emergency response commission fee	5,600.00
Licenses & Certifications	FEC - right of way license fee	15,500.00

Licenses & Certifications	FDEP fuel and chemical storage tank registration and fees	1,500.00
Licenses & Certifications	Notary renewals	1,000.00
Maintenance & Repairs	Copier maintenance	48,000.00
Maintenance & Repairs	Telephone and miscellaneous maintenance	15,000.00
Maintenance & Repairs	Service contracts and miscellaneous repairs on various office equipment excluding copiers	15,000.00
Materials & Supplies	Small office furniture and equipment	15,000.00
Materials & Supplies	Miscellaneous operating and cleaning supplies for the Administrative complex	30,000.00
Office/Drafting Supplies	General office supplies	22,000.00
Other Contractual Services	Digital media and signage	2,280.00
Other Contractual Services	On-hold/intercom music	360.00
Other Contractual Services	Outside janitorial service	90,000.00
Other Contractual Services	Palm Beach Gardens median maintenance agreement	2,250.00
Other Contractual Services	ShoreTel telephone support	8,000.00
Other Contractual Services	Tax form services	1,000.00
Other Contractual Services	NEOGOV evaluation system	8,400.00
Other Contractual Services	Archive social service	2,500.00
Other Contractual Services	Bank fees	18,000.00
Postage	Postage and overnight express expenses for all departments other than Customer Service	15,000.00
Professional Memberships	American Water Works Association	400.00
Professional Memberships	Costco, FACC, HRPBC, IIMC, Sams and SHRM	1,000.00
Professional Memberships	FGFOA - State and County Memberships	100.00
Professional Memberships	FICPA	275.00
Professional Memberships	Florida Board of Professional Engineers	500.00
Professional Memberships	Florida Engineering Society	220.00
Professional Memberships	GFOA National Membership	300.00
Professional Memberships	Palm Beach County Safety Council	150.00
Professional Memberships	SEDA Memberships (3 @ \$40 each)	120.00
Professional Memberships	State Board of Accountancy	400.00
Professional Memberships	Water Environment Federation	250.00
Professional Memberships	AICPA	460.00
Professional Services	COBRA administration	2,000.00
Professional Services	Bond paying agent fees	700.00
Professional Services	Other miscellaneous professional consultants	13,300.00
Professional Services	OPEB actuarial calculation updates and recalculations as required by accounting regulations every two ye...	4,000.00
Professional Services	Document management consultant services	10,000.00
Professional Services	Property/Casualty/Workers Compensation consulting services	20,000.00
Property Insurance	Property insurance to cover Authority facilities	680,955.00
Reserve Self Insurance	Contingency account to cover estimated insurance deductibles	200,000.00
Safety Expenses	Various safety seminars, videos and courses for training and to obtain certifications	10,000.00
Safety Expenses	Boots	500.00
Safety Expenses	First aid supplies	5,000.00
Safety Expenses	General safety equipment, and fire protection equipment service and inspection	15,000.00

Subscriptions/Technical Publications	BLR Environmental Compliance	2,000.00
--------------------------------------	------------------------------	----------

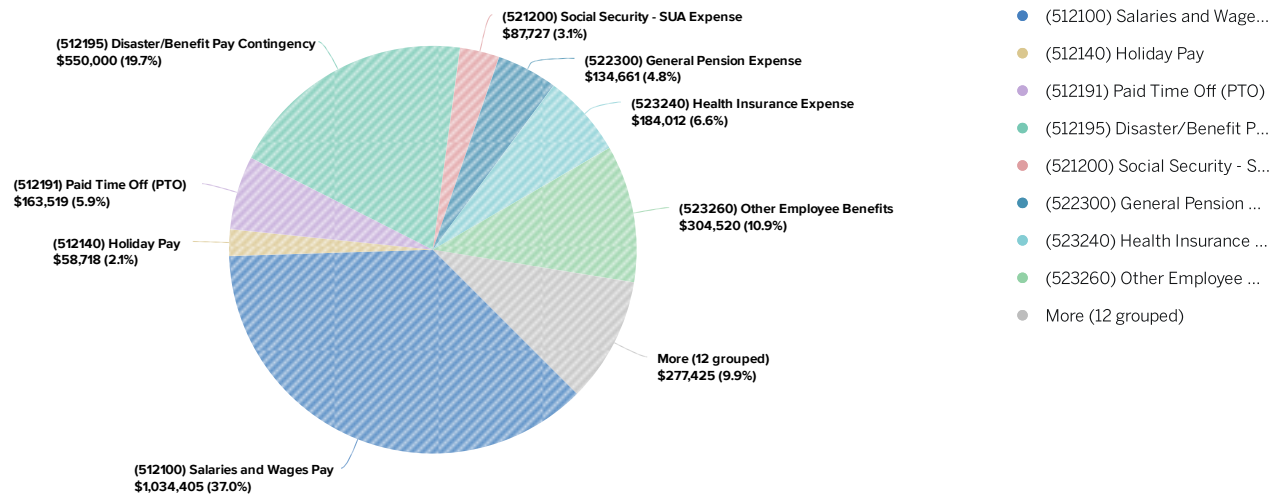
Subscriptions/Technical Publications	Misc. Human Resources Publications	500.00
Subscriptions/Technical Publications	J.J. Keller Compliance Focus newsletter and FMCSA updates	800.00
Subscriptions/Technical Publications	Kiplinger Letters & Other Miscellaneous Publications	500.00
Subscriptions/Technical Publications	Code of Federal Regulations and Federal Register	1,800.00
Subscriptions/Technical Publications	Water Research Foundation Subscription	14,400.00
Telephone	Customer Service call monitoring/recording service	2,000.00
Telephone	Other internet lines and transferor services	36,000.00
Telephone	Regular phone service and internet	39,000.00
Telephone	Tablet and cellular phone service	45,000.00
Telephone	Conference call services	2,000.00
Temporary Labor Services	Part-time temporary help as needed	3,000.00

PERSONAL SERVICES - FTE SCHEDULE

Position Name	FY2022	FY2023
FTE		
Administrative Operations Specialist	1.00	0.00
Administrative Services Manager	1.00	1.00
Administrative Support Specialist	1.00	2.00
Chief Financial Officer	1.00	1.00
Chief Operations Officer	1.00	1.00
Deputy Executive Director	1.00	1.00
Executive Director	1.00	1.00
Human Resources Specialist	1.00	1.00
Programs And Compliance Coordinator	0.00	1.00
Programs Coordinator	1.00	0.00
Records & Office Coordinator	1.00	1.00
FTE	10.00	10.00

PERSONAL SERVICES COST DETAIL - BY ACCOUNT

Visualization



Budget FY 2022-2023	
(512100) Salaries and Wages Pay	\$1,034,405
(512106) Park of Commerce Pay	\$24,700
(512107) Longevity Pay	\$31,923
(512140) Holiday Pay	\$58,718
(512190) Sick Leave Pay	\$14,302
(512191) Paid Time Off (PTO)	\$163,519
(512192) Compensated Absences	\$50,000
(512195) Disaster/Benefit Pay Contingency	\$550,000
(514120) Overtime & Miscellaneous Leave Pay	\$8,500
(515100) Safety Program Pay	\$1,200
(515300) Paid Time Off (PTO) Sold Pay	\$43,742
(512100) Social Security - SUA Expense	\$87,727
(522300) General Pension Expense	\$134,661
(523240) Health Insurance Expense	\$184,012
(523241) Life Insurance Expense	\$19,215
(523245) Dental Insurance	\$8,747
(523250) Disability Insurance	\$56,935
(523260) Other Employee Benefits	\$304,520
(523270) Unemployment Expense	\$12,000
(524220) Workers Compensation Insurance Expense	\$6,161
TOTAL	\$2,794,988

FY 2024-2028 FIVE-YEAR - SUMMARY

	Budget FY 2023-2024	Budget FY 2024-2025	Budget FY 2025-2026	Budget FY 2026-2027	Budget FY 2027-2028
Personal Services	\$2,934,738	\$3,016,524	\$3,113,017	\$3,212,828	\$3,244,769
Operations and Maintenance	\$2,349,465	\$2,458,105	\$2,567,710	\$2,716,880	\$2,831,045
TOTAL	\$5,284,203	\$5,474,629	\$5,680,727	\$5,929,708	\$6,075,814

CAPITAL BUDGET

FY 2022-2023 CAPITAL BUDGET - RENEWAL PROJECTS

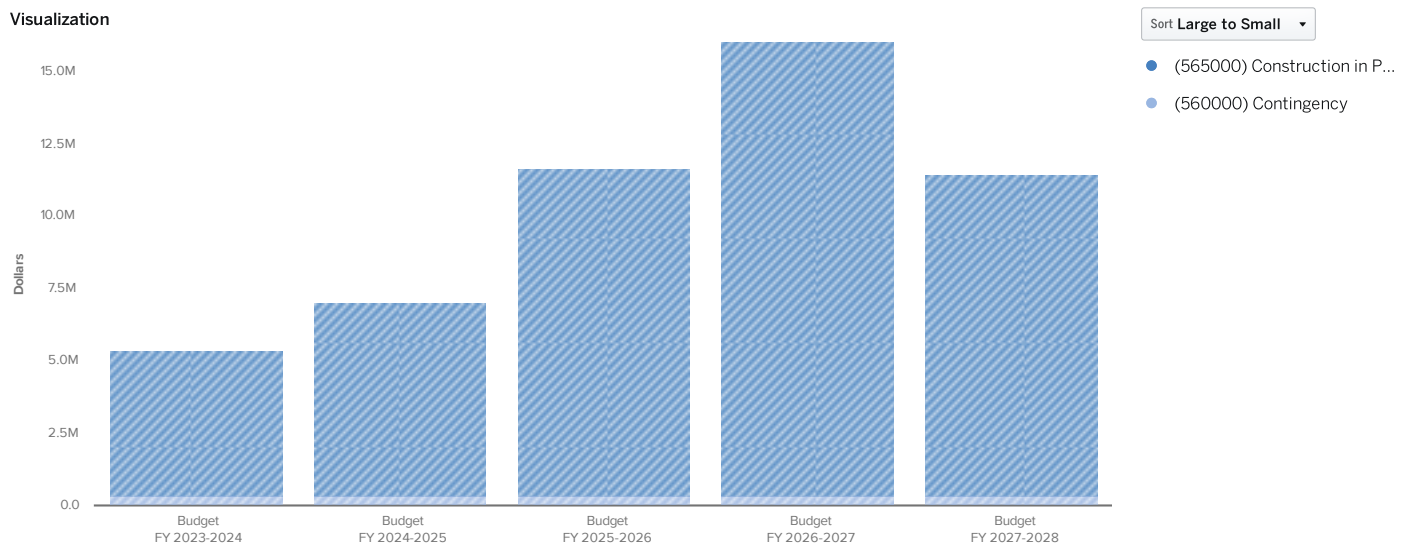
Project Description	FY2023
Amount	
Building Renovations and Remodeling	\$20,000
Contingency - R & R Projects	\$200,000
Hood Road Electrical Crossing and Admin Complex Underground Electric Feed	\$250,000
Juno Isle Neighborhood Phase 2 Water and Wastewater Upgrade	\$500,000
Renovations to Buildings Exterior and Structure	\$50,000
AMOUNT	\$1,020,000

FY 2022-2023 CAPITAL BUDGET - NEW PROJECTS

Project Description	FY2023
Amount	
Contingency - New Projects	\$100,000
Western Service Area Maintenance Facility	\$800,000
AMOUNT	\$900,000

FY2024-2028 FIVE-YEAR - CAPITAL BUDGET

By Expense



By Project

Project	2023-24	2024-25	2025-26	2026-27	Total
Juno Isle Neighborhood Phase 2 Water and Wastewater Upgrade	\$4,500,000	\$0	\$0	\$0	\$4,500,000
Juno Isle Neighborhood Phase 3 Water and Wastewater Upgrade	\$0	\$6,670,125	\$0	\$0	\$6,670,125
Lake Park Neighborhood Water and Wastewater Upgrade	\$0	\$0	\$11,298,420	\$4,357,301	\$15,655,721
TOTAL	\$4,500,000	\$6,670,125	\$11,298,420	\$4,357,301	\$26,825,846